

# C19 ASSEMBLY INSTRUCTIONS

**NOTE: ASSEMBLY ITEMS ARE PROVIDED IN A BAG IN THE BOX**

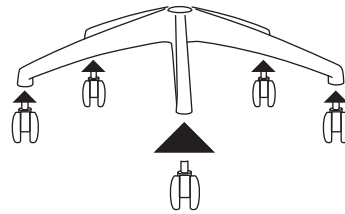
Secure screws tightly or product damage may occur.

Visit [hoodseating.com](http://hoodseating.com) for assembly download documents and for user instructions.

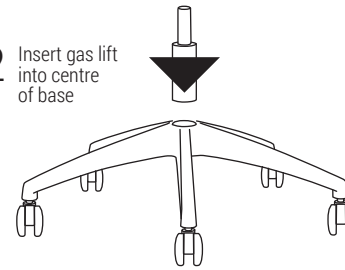


	5 x	CASTORS
	1 x	BASE
	1 x	GAS LIFT
	1 x	SEAT
	1 x	BACK
	2 x	ARMS

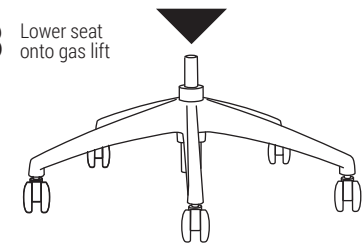
1 Insert castors into underside of base



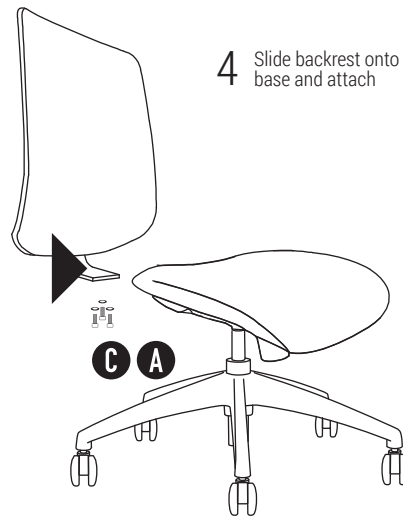
2 Insert gas lift into centre of base



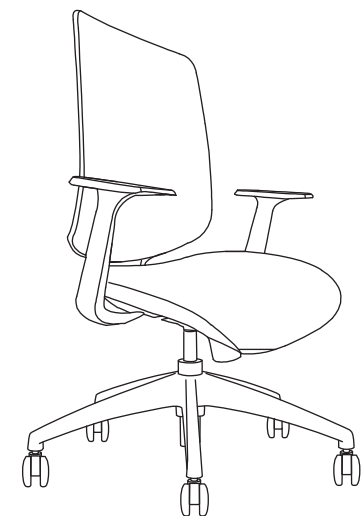
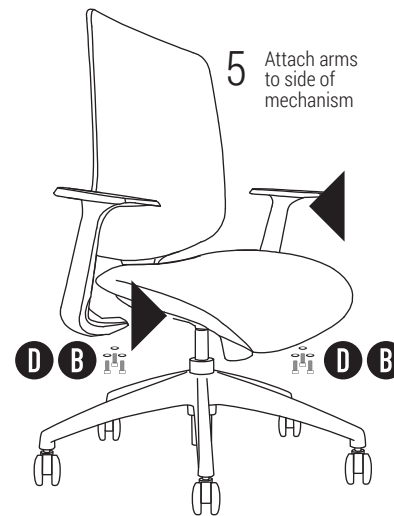
3 Lower seat onto gas lift



4 Slide backrest onto base and attach



5 Attach arms to side of mechanism



	QTY	ITEM	SIZE	SPARES
	3 x	M8	20mm	1
	6 x	M4	35mm	1
	3 x	Washers		
	6 x	Washers		
	1 x	Allen Key		