

Spare pad models

WWW.COLOP.COM

COLOP[®]
MARKING SOLUTIONS

Printer 05	E/05
Printer 10 (+Compact) Mini-Dater S 120 Mini-Folio S 126 Mini-Info S 120/W Mini-Dater S 160	E/10
Mini-Print S 110 Mini-Folio S 120/13 Mini-Info S 120/WD Mini-Dater S 120/DD Mini-Dater S 120/P Mini-Dater S 160/DD	E/12
Printer 15	E/15
Printer 20 (+Compact)	E/20
Printer 25	E/25
Printer 30 (+Compact)	E/30
Printer 35 (+Dater)	E/35
Printer 38 (+Dater)	E/38
Printer 40 (+Compact)	E/40
Printer 45	E/45
Printer 50 (+Compact)	E/50
Printer 52 (+Dater)	E/52
Printer 53 (+Dater)	E/53
Printer 54 (+Dater)	E/54
Printer 55 (+Dater)	E/55
Printer 60 (+Dater) Printer 60 Compact	E/60
Printer Oval 44	E/Oval 44
Printer Oval 55 (+Dater)	E/Oval 55
Printer R 12	E/R 12
Printer R 17	E/R 17
Printer R 24 (+Dater)	E/R 24
Printer R 30 (+Dater)	E/R 30
Printer R 40(+Dater) Printer R 40-Dater "Hour"	E/R 40
Printer R 45 (+Dater) Classic R 2045 Classic R 2045 6 Classic R 2045 UZ „Hour“	E/R 45
Printer R 50 (+Dater)	E/R 50
Printer Q 12	E/Q 12
Printer Q 17	E/Q 17

Printer Q 20	E/Q 20
Printer Q 24 (+Dater)	E/Q 24
Printer Q 30 (+Dater)	E/Q 30
Printer Q 43 (+Dater)	E/Q 43
Printer T 45 (+Dater)	E/T 45
Printer S 200 S260 Printer S 220 Printer S 220/W Printer S 226 Printer S 226/P	E/200
Expert R3040 (+Dater)	E/R 2040
Classic 2100 2160 Classic 2100/3 Classic 2100/4 Classic 2100/W Classic 2106 Classic 2106/P Expert 3100 3160	E/2100
Classic 2300 2360 Classic 2000/5 Classic 2006 Expert 3300 3360 Office S 300 S360	E/2300
Expert 3400	E/3400
Classic 2400 2460 Classic 2008 Classic 2010 Classic 2000/P Classic 2000/WD Classic 2600 2660 Classic 2008/P Classic 2010/P Expert 3600 3660 Office S 400 Office S 600 S660 Office S 608 Office S 608/P Office S 610 Office S 610/P	E/2600
Expert 3700	E/3700
Classic 2800 2860 Expert 3800 3860	E/2800
Expert 3900 3960 Expert 3960 S3/S4 Expert Double Date	E/3900
Pocket Stamp Plus 20	E/PSP 20
Pocket Stamp Plus 30	E/PSP 30

Pocket Stamp 20	E/Pocket Stamp 20
Pocket Stamp 30 Pocket Stamp Oval 30	E/Pocket Stamp 30
Pocket Stamp Q 25 Pocket Stamp R 25	E/Pocket Stamp 25
Pocket Stamp R 30	E/Pocket Stamp R30
Pocket Stamp R 40	E/Pocket Stamp R40
Pocket Stamp Plus 40	E/PSP 40
Mini Pocket Stamp	E/Mini Pocket

Bi-coloured ink pads 	
Printer S 260 Printer S 260/L Printer S 260/RL Printer S 226/P	E/200/2
Printer R 30	E/R 30/2
Printer R 30-Dater	E/R 30 Dater/2
Printer R 40	E/R 40/2
Printer R 40-Dater	E/R 40/1 Dater/2
Printer R 45-Dater Classic R 2045 6 Classic R 2045 UZ „Hour“	E/R 45 Dater/2
Printer Q 30-Dater	E/Q 30 Dater/2
Printer Q 43-Dater	E/Q 43/2
Printer R 50	E/R 50/2
Printer R 50-Dater	E/R 50 Dater/2
Printer 35-Dater	E/35/2
Printer 38-Dater	E/38/2
Printer 53-Dater	E/53/2

Printer 54-Dater	E/54/2
Printer 55-Dater	E/55/2
Expert R3040-Dater	E/R 2040/2
Classic 2160 Classic 2160/RL Classic 2106/P Expert 3160	E/2100/2
Classic 2360 Classic 2006/P Expert 3360 Office S 360 Office S 360/RL	E/2300/2
Classic 2460 Classic 2660 Expert 3660 Office S 660	E/2600/2
Classic 2860 Expert 3860	E/2800/2
Expert 3960	E/3900/2

Bi-coloured ink pads 	
Mini-Dater S 120/WD Mini-Dater S120/P	E/12/2
Printer 20	E/20/S6
Printer 30	E/30/S6
Printer 40	E/40/S6
Printer 50	E/50/S6

Bi-coloured ink pads 	
Mini-Dater S160 Mini Dater S 160/L	E/10/2

Spare pads

Guaranteed
repeat
business



The Spirit of Innovation

COLOP Spare pads

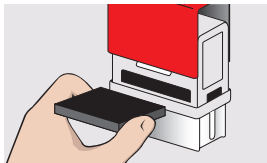
clean and practical



Impressive imprints only with the original COLOP spare pads.

For special ink spare pads with an uninked felt material are available.

New text plate > new spare pad



Clean and simple exchange of spare pad




Avoid text die damages because of unsuitable ink by using COLOP pads

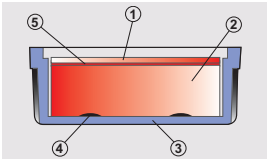


Constant quality for your spare pads


Available in 5 different colours



Also available: 2-coloured imprints in red and blue



1. Surface layer (colour spread)
2. Pad material (foam)
3. Pad holder
4. Glue
5. Glue (fleece)



The already significantly reduced but unavoidable CO₂ emissions are compensated by means of investment in climate protection projects (GOLD STANDARD Projects), based on the system boundary "cradle to gate".

Questions and Answers

Why better exchange the spare pad instead of reinking it? Do not re-ink the spare pad of your COLOP self-inker. When using unsuitable ink, the pad and/or the die plate can be destroyed. Customary ink should only be used for traditional stamp pads. Original COLOP spare pads for self-inking stamps are electronically inked and therefore guarantee that the ink is evenly spread in the spare pad. Reinking the spare pad leads to a high quantity of ink on the surface layer of the pad (bad imprint), because the ink can not sufficiently seep into the pad material. This way you automatically lose also the guarantee for your imprint.

How to exchange the pad? Please exchange the present spare pad in your self-inker by simply inserting a new one. This way dirty fingers or working surfaces are an issue of the past.

What to do with the old pad? All parts of COLOP self-inking stamps are harmless and can be disposed of the normal household waste.

In which colours COLOP spare pads are available? COLOP spare pads are available in 5 different colours (black, red, blue, green, violet), and they are available at qualified dealers. For quite a number of models, COLOP also offers two-coloured (red/blue) pads.

How do you change the colour of the imprint? First please remove the pad from the stamping device. After that clean the text die in order to avoid old ink pigments getting into the new spare pad. Mostly it is sufficient to stamp on a white sheet of paper without the inserted pad till there won't appear an imprint anymore. Now insert the new pad with the other colour into the stamp.

What has to be considered when buying a new text plate? When buying a new text plate, you should also ask for a new spare pad, because the present text plate „left its traces“ on the spare pad. This means that the pad surface is a bit uneven, and therefore you would achieve only a partial imprint with your new text plate. The best however would be to use a new stamping device for the new text plate, and this way you can ask for the latest model.

What do you use the endorsing ink for? This ink is meant to be used for the traditional stamp pads ONLY, it is not suitable for spare pads of self-inking stamps. In some cases even your text plate and the spare pad can be destroyed (for instance because of solvents which are component of the ink).