

USB to VGA External Video Card Adapter for PC and MAC - 1920x1200

USB2VGAPRO2



*actual product may vary from photos

DE: Bedienungsanleitung - de.startech.com

FR: Guide de l'utilisateur - fr.startech.com

ES: Guía del usuario - es.startech.com

IT: Guida per l'uso - it.startech.com

NL: Gebruiksaanwijzing - nl.startech.com

PT: Guia do usuário - pt.startech.com

For the most up-to-date information, please visit: www.startech.com

FCC Compliance Statement

This equipment has been tested and found to comply with the limits for a Class B digital device, pursuant to part 15 of the FCC Rules. These limits are designed to provide reasonable protection against harmful interference in a residential installation. This equipment generates, uses and can radiate radio frequency energy and, if not installed and used in accordance with the instructions, may cause harmful interference to radio communications. However, there is no guarantee that interference will not occur in a particular installation. If this equipment does cause harmful interference to radio or television reception, which can be determined by turning the equipment off and on, the user is encouraged to try to correct the interference by one or more of the following measures:

- Reorient or relocate the receiving antenna.
- Increase the separation between the equipment and receiver.
- Connect the equipment into an outlet on a circuit different from that to which the receiver is connected.
- Consult the dealer or an experienced radio/TV technician for help.

Use of Trademarks, Registered Trademarks, and other Protected Names and Symbols

This manual may make reference to trademarks, registered trademarks, and other protected names and/or symbols of third-party companies not related in any way to StarTech.com. Where they occur these references are for illustrative purposes only and do not represent an endorsement of a product or service by StarTech.com, or an endorsement of the product(s) to which this manual applies by the third-party company in question. Regardless of any direct acknowledgement elsewhere in the body of this document, StarTech.com hereby acknowledges that all trademarks, registered trademarks, service marks, and other protected names and/or symbols contained in this manual and related documents are the property of their respective holders.

Table of Contents

Introduction	1
Packaging Contents	1
System Requirements.....	1
Installation	2
Software Installation.....	3
Configuration Diagram	4
Operation	5
Front Panel Pushbuttons	5
Keyboard Hotkeys.....	5
KVM Switcher Software.....	6
Specifications	9
Technical Support	10
Warranty Information	10

Introduction

The USB2VGAPRO2 USB to VGA External Video Card Adapter for PC and MAC - 1920x1200 is the perfect solution for turning your workstation into a dual or multi-monitor environment using your USB ports - providing high quality, dual display or multi-monitor capability for a variety of laptop or desktop applications.

This USB VGA display adapter is capable of running up to five additional displays from one computer simultaneously (using four USB2VGAPRO2 External Video Adapters). The adapter connects to a host computer through a USB 2.0 port, acting as an external VGA video card to either extend or mirror the desktop shown on the existing display - without having to open the computer case.

USB2VGAPRO2 offers support for Microsoft Windows® (including Aero themes) and Mac OS X, and with support for resolutions up to 1920x1200 this device is ideal for larger displays / monitors.

Backed by a StarTech.com 2-year warranty and free lifetime technical support.

Packaging Contents

- USB to VGA Adapter
- Driver CD
- Instruction Manual

System Requirements

- USB enabled computer system with available USB port
- CPU: 1.2 GHz or Higher
- RAM: 512 MB or Higher
- 30 MB of hard drive space
- Microsoft® Windows® 2000/XP/Vista(32/64bit)/7(32/64bit), and Apple® Mac OS X® (Tiger 10.4.11 and up)

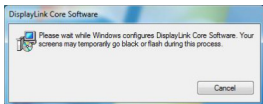
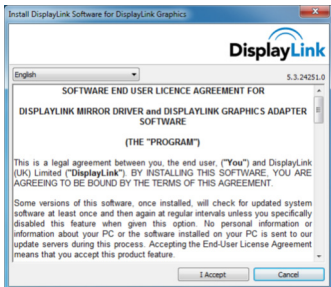
Software and Hardware Installation

Windows®

Please ensure that the driver installation is complete prior to the physical installation (plugging in) of the USB Video Adapter

1. Download the latest drivers from the StarTech.com website (recommended), or insert the included Driver CD into your CD/DVD-ROM drive.
2. Locate the Setup.exe application. This file will be located in the folder labeled "Windows" on the Driver CD (e.g. D:\) or downloaded file.
3. Executing the Setup.exe application will launch the following screen. Please click I Accept to start installation process. The set-up program will install the device driver and software application respectively.

***Ensure that the USB Video Adapter is not connected to the host computer.**

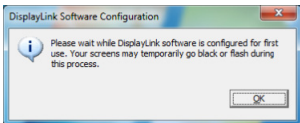


*** The screen may flash or go black during installation. No additional message will be displayed to alert that the installation has completed.**

- Once DisplayLink Core Software screen has disappeared Connect your USB2VGAPRO2 device via the USB port on your PC.



- The system will initiate driver and software application (the DisplayLink Software Configuration screen may flash or go black during the installation).



***Some machines may require a system reboot for the USB Display Adapter to initialize.**

- Connect your VGA monitor to the available VGA port on the USB2VGAPRO2 device.
- The USB Video Adapter is now ready for use.

Technical Support

StarTech.com's lifetime technical support is an integral part of our commitment to provide industry-leading solutions. If you ever need help with your product, visit www.startech.com/support and access our comprehensive selection of online tools, documentation, and downloads.

For the latest drivers/software, please visit www.startech.com/downloads

Warranty Information

This product is backed by a two year warranty.

In addition, StarTech.com warrants its products against defects in materials and workmanship for the periods noted, following the initial date of purchase. During this period, the products may be returned for repair, or replacement with equivalent products at our discretion. The warranty covers parts and labor costs only. StarTech.com does not warrant its products from defects or damages arising from misuse, abuse, alteration, or normal wear and tear.

Limitation of Liability

In no event shall the liability of StarTech.com Ltd. and StarTech.com USA LLP (or their officers, directors, employees or agents) for any damages (whether direct or indirect, special, punitive, incidental, consequential, or otherwise), loss of profits, loss of business, or any pecuniary loss, arising out of or related to the use of the product exceed the actual price paid for the product. Some states do not allow the exclusion or limitation of incidental or consequential damages. If such laws apply, the limitations or exclusions contained in this statement may not apply to you.

Hard-to-find made easy. At StarTech.com, that isn't a slogan. It's a promise.

StarTech.com is your one-stop source for every connectivity part you need. From the latest technology to legacy products — and all the parts that bridge the old and new — we can help you find the parts that connect your solutions.

We make it easy to locate the parts, and we quickly deliver them wherever they need to go. Just talk to one of our tech advisors or visit our website. You'll be connected to the products you need in no time.

Visit www.startech.com for complete information on all StarTech.com products and to access exclusive resources and time-saving tools.

StarTech.com is an ISO 9001 Registered manufacturer of connectivity and technology parts. StarTech.com was founded in 1985 and has operations in the United States, Canada, the United Kingdom and Taiwan servicing a worldwide market.