
tc group

The Directory
2021



Whether it's the people using our products, the people selling them or the dedicated team working behind the scenes – people are at the heart of our company.

We're not your average business, and this is something that will never change; our customers and our team will forever remain the most important part of our business.

With a firm focus on service and support, we provide a variety of office seating, desking, storage, conference and training furniture. We work hard in developing new product offerings based on a fundamental understanding that the workplace is ever-evolving.

By investing our efforts into sourcing quality products for our customers across the UK and Europe; we ensure our range caters for every need with delivery services to match.

BCFA MEMBER



We belong to the BCFA (British Contract Furnishing & Design Association), the trade association for the British Contract Furnishing Industry. As members of the BCFA, we remain committed to achieving higher standards in both the design of our products and the services we offer.

ENVIRONMENTAL POLICY – BS-EN ISO14001:2015 CERTIFIED



We care about the environment, and to show this, we regularly evaluate our procedures and implement new strategies to reduce our ecological footprint. We measure, manage and control our environmental impact by being certified to ISO 14001:2015.

QUALITY MANAGEMENT – BS EN ISO 9001:2008 CERTIFIED



Our Quality Management system is compliant to BS EN ISO9001:2008. This accreditation ensures that all of our products, processes and systems are monitored and measured. They regularly go through management review ensuring compliance with the regulatory requirements of this International Quality Standard.

CONTENTS

// 01 INTRO

- 03 Introduction
- 04 Contents
- 06 Delivery and Installation
- 07 Delivery Services
- 08 Space Planning
- 09 Material Finishes

// 02 DESKING

- 12 Height Adjustable Desk
- 14 Goalpost Leg
- 16 Panel Plus
- 18 Panel
- 20 Twin Upright Leg
- 22 Single Upright Leg
- 24 Eco 18

// 03 BENCH DESKING

- 28 Telescopic Bench Explanation
- 30 Telescopic Bench
- 32 Telescopic Bench Sliding Top
- 34 Fixed Beam Bench Explanation
- 36 Single Bench
- 38 Back to Back Bench
- 40 Desk Accessories

// 04 ATLAS

- 44 Atlas Desk
- 46 Atlas Bench
- 48 Atlas Spine
- 49 Atlas Accessories

// 05 SOHO DESKING

- 52 Milton Desk
- 53 Bibury Desk
- 54 Haynes Desk
- 55 Odell Desk
- 56 Eaton Desk
- 57 Goalpost Desk

// 06 SCREENS

- 60 Free Standing Protective Screens
- 62 Protective Screens
- 64 Contempo Screens
- 65 Elco Screens
- 66 Lyle Screens
- 67 Toolrail Screens
- 68 Panel Screens
- 69 Screen Accessories
- 70 Divide Type 1 - Single Toolrail
- 71 Divide Type 2 - Triple Toolrail
- 72 Mobile Screens
- 74 Screen Finish Guide
- 76 Magnum Screens

// 07 STORAGE

- 80 Wooden Pedestals
- 81 Wooden Filing
- 82 Wooden Bookcases
- 83 Wooden Cupboards
- 84 Panel Plus Cupboards
- 85 Eco 18 Bookcases & Cupboards
- 86 Atlas Shelving

// 08 STEEL STORAGE

- 90 Talos Steel Pedestals
- 91 Talos Filing Cabinets
- 92 Bisley Classic Filing
- 92 Bisley Contact Filing
- 93 Bisley Personal Filing
- 93 Bisley A4 Home Filing
- 94 Bisley Multidrawers
- 95 Bisley Essential Side Filers
- 96 Talos Tambours
- 97 Bisley Essential Tambours
- 98 Talos Cupboards
- 99 Bisley Contract Cupboards
- 99 Bisley Essential Cupboards
- 100 Fire Resistant Safes
- 102 Safes
- 104 Bisley Steel Lockers
- 106 Steel Lockers

// 09 EXECUTIVE DESKING

- 110 Regent
- 112 Regent Bookcases & Cupboards
- 113 Regent Meeting Tables

// 10 MEETING TABLES

- 116 Plateau
- 118 Plateau High
- 120 Fraction Infinity Tables
- 122 Tilting Tables
- 123 Economy Tilting Tables
- 124 Union Folding Tables
- 126 One Table
- 127 Boardroom Tables
- 128 Reflex
- 129 Lux
- 130 Windsor
- 131 Aerofoil
- 132 Start 18 Multipurpose
- 134 Contract Tables

// 11 RECEPTION

- 138 Modular Reception
- 140 Reception

// 12 SEATING INTRO

- 142 Things to Consider
- 143 Mechanism Guide

// 13 TASK CHAIRS

- 146 Comforto 62
- 146 Comforto 29
- 147 Vogue
- 148 Denali
- 150 Maldini
- 151 Zico
- 151 Scuba
- 152 Kempes
- 152 Fonseca
- 153 Marlos
- 153 Carbon
- 154 Spark
- 154 Carlos
- 155 Soho Mesh
- 155 Start Mesh

// 14 24HR & POSTURE

- 158 Strata
- 159 Fonz
- 160 Alto
- 161 Chachi
- 162 Cheetah
- 163 Panther
- 164 Vista
- 165 Marathon
- 166 Call Centre
- 167 Caracal
- 168 Maxi Ergo
- 169 Calypso Ergo
- 170 Wave Posture
- 171 Bearing
- 172 Aspect
- 173 Mode

// 15 EXECUTIVE SEATING

- 176 Pallas
- 176 Whist
- 178 Flex High Back
- 178 Montana
- 180 Sosa
- 181 Puma
- 181 Baresi
- 182 Keno Fabric
- 183 Ares
- 183 Cassino II
- 184 Canasta II
- 184 Gomez
- 185 Jack II
- 185 Jack II Fabric

// 16 MEETING & CONFERENCE

- 188 Canasta II
- 189 Pavia
- 190 Florence
- 192 Uni
- 194 Pavilion Armchair
- 195 Renoir
- 196 Jupiter
- 197 Twilight
- 198 Club
- 199 Summit Banquet
- 199 Summit Meeting
- 199 Economy Poly

// 17 OPERATOR SEATING

- 202 Concept
- 204 Calypso
- 206 Zoom
- 207 Sway
- 208 Factory
- 210 Factory Fabric
- 212 Operator Chair Arms
- 213 Accessories

// 18 CAFE & DINING

- 216 Ariel II
- 218 Picasso Contract
- 220 Picasso Lite
- 220 Ellipse
- 222 Picnic
- 224 Stork
- 224 Astral High Tables
- 226 Plaza
- 227 Morph
- 228 Folding Chair
- 228 Flat Folding Chair
- 229 Folding Chair Trolley

// 19 SOFT SEATING

- 232 Jade
- 232 Pearl
- 233 Ruby
- 234 Phonic High
- 236 Phonic Low
- 238 Button
- 240 Tux
- 242 Iceberg
- 243 Tub Leather Look
- 244 Tub Lux
- 246 Glacier
- 247 Rubic
- 248 Coatstands
- 249 Coffee Tables

// 20 EDUCATION

- 252 Study
- 254 Titan One Piece
- 256 Titan 4-Leg
- 258 Titan Skid
- 260 Titan High Chair
- 262 Titan Stool
- 264 Titan Swivel
- 266 T Bag
- 268 Link
- 270 KD Classroom Tables
- 272 Exam Desks
- 274 Titan Accessories

// 21 FABRIC & FINISHES

- 276 Fabric Band Guide
- 278 Chieftain Fabrics
- 280 Camira Fabrics
- 282 Finishes & Colours

DELIVERY AND INSTALLATION

We are committed to giving our customers an exceptional experience. Our D&I service allows you to sit back and relax while we efficiently deliver and install your furniture—you are at the centre of this process.




With our experienced fitters overseeing the whole process from beginning to end, there's nobody who can install our furniture better than us. Once you have placed your order, we will deliver and fit within 10-15 working days. We guarantee you the install will be stress-free by implementing the following practices:

1. Staff will observe good housekeeping and safety policies at all times
2. Once you are happy, all packaging is disposed of correctly and recycled where possible
3. A member of our experienced D&I team will then offer you a complimentary product demonstration, to ensure you are confident and happy with your new products

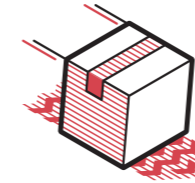
It's better for everyone when things go smoothly. Please ensure that:

- You have considered the 3 Ps; the **postcode** of the delivery and install location, what **products** it is that you require and any **problems** we may run into with the install, for example, no lift or restricted access
- You carefully consider any special security requirements
- You provide on-site contact details, as you will receive a delivery date and time slot via text or email. The driver will also call on the day



DELIVERY SERVICES

We have several delivery services available, all tailored to you and your requirements.



NEXT DAY DELIVERY

Need something tomorrow? Place your order with us, and we will ensure it reaches you by the next working day. No matter the order size, we can get you what you need, when you need it. It's that simple.



5 - 7 DAY DELIVERY

Not in a rush? Delivery for all stocked products will be on our 5-7 day service.



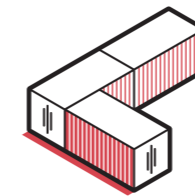
ROOM OF CHOICE

If you need some additional assistance, but not full delivery and installation, our Room of Choice option is the service for you. We offer a two-person delivery, to the room where the products are being used. We take out all the heavy lifting and transporting of goods, leaving everything exactly how you want it.



NOMINATED DAY

Our priority is always making life that little bit easier for all our customers. Our Nominated Day delivery service is tailored to fit around you. You choose the day and time slot; we'll do the rest.

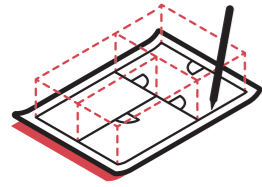


CONTAINERISED DELIVERIES

Your high volume products never need to go out of stock again with our containerised delivery option. Order a full container of products and enjoy a significant cost saving. We receive and monitor your order, and keep you fully informed until it reaches your door. It's that easy.

If you need any more information about any of the services outlined above, please contact our Sales Team, and we will be delighted to assist you.

SPACE PLANNING

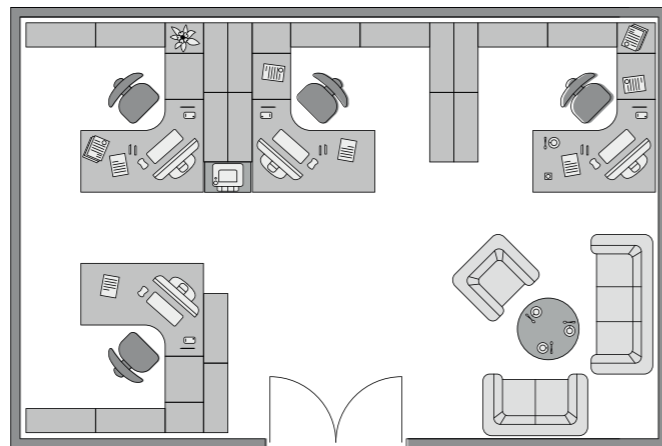


Correct planning ensures you are getting the most out of your space. We offer a space planning service which utilises the maximum capacity of your workspace safely and efficiently.

Our experienced team use the latest software to ensure a full planning service, from site surveys and 2D plans to walk-through 3D visualisations. Just give us your measurements, and we will create and suggest possible layouts to enhance your existing office space.

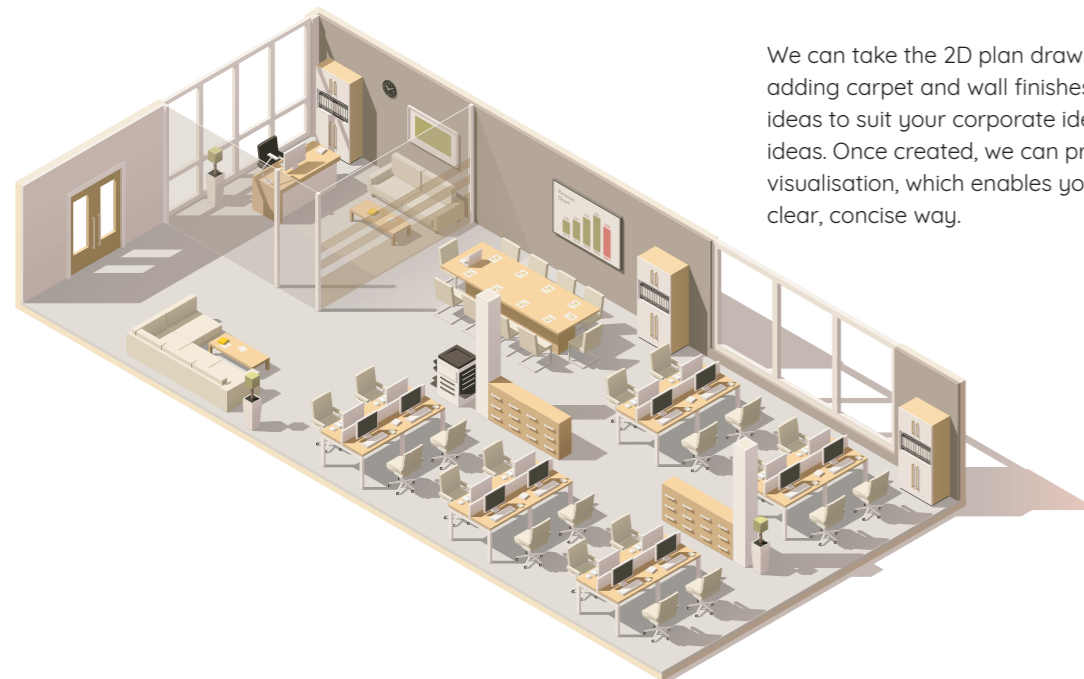
2D PLANS

Our 2D plans turn your measurements into a well thought out working area to suit your particular requirements. Once your furniture plan is complete, we can be as detailed as you need and display network points, lighting, heating, power, and anything else you may require. Want to hang on to a few things? Our 2D plans can show a mix of old and new furniture designed by our experienced team.




3D PLANS

We can take the 2D plan drawings a stage further by adding carpet and wall finishes, together with colour ideas to suit your corporate identity - or build on your ideas. Once created, we can produce a 3D walk-through visualisation, which enables you to see the result in a clear, concise way.



MATERIAL FINISHES



We are proud to work with a dedicated selection of the UK and Europe's longest established and best-recognised upholstery fabric, vinyl and leather manufacturers.

The fabrics we offer are a selection of the most popular within the market and are suitable for applications ranging from operator seating, task seating, soft seating and for the upholstery of vertical surfaces, such as desk mounted and floor standing screens.

Where environmental credentials are a significant consideration, we are also able to source and recommend from a wide choice of ecological fabrics. These fabrics range from those made from recycled raw materials, or materials composed of rapidly renewable sources such as wool, or innovative bast fibres from nettles, hemp or even recycled coffee sacks.

The range of manufacturers, finishes and price bands offers a solution for all specifications and budgets - please contact us for further details or assistance.

UNLIMITED FABRICS



Where you see the above icon, the product is available upholstered to your exact specification. Choose from multiple on-trend finishes to match your market place or corporate colour scheme, or if you're looking for something different to brighten up your business environment.

FIRE RETARDANCY

The fire retardancy or CRIB rating of a particular fabric measures its ability to resist ignition from an exposed flame. There are a variety of tests for the flammability of upholstery fabrics within the UK - we have listed a brief description of those applicable to our market below (please note this is not exhaustive; if further information is required, please contact us).

Low Hazard - tested to BS7176:2007 Low Hazard fabric ratings are suitable for use within the general office environment.

CRIB 5 - This indicates a fabric has been treated and tested and is suitable for most purposes, particularly contract environments like hotels, where the impact of a fire can be especially dangerous due to the volume of people.

CRIB 7 - This is a more stringent test version of CRIB 5. Fabric that passes this test is suitable for more hazardous environments like prisons or offshore installations.

PLEASE NOTE:

Fabric Banding: Should your fabric of choice not be listed, please contact our Sales Team who will be happy to assist. Please ensure you check the suitability of your selected fabric for its application before ordering.

Leather: Priced upon application.

Fabric Swatches: We recommend that your final fabric selection is made based on a physical swatch only; we recommend you use printed swatches merely as a guide.

All of the materials used within our furniture, seating and storage ranges are carefully selected and specified per our ISO 9001 certification. We work with globally renowned manufacturers to ensure we can bring to market quality products that stand the test of time and offer an exceptional value proposition.

Our desktops and wooden storage are Forest Stewardship Council (FSC) certified Melamine Faced Chipboard (MFC).

We have a standard colour palette of six MFC wood finishes spanning our core range of desking and storage, comprising of panel end, cantilever and bench solutions specified at 25mm for all desktops. Similarly, our Regent Executive range offers two dedicated MFC wood finishes at 36mm to give a unique executive edge.

Our MFC supply chain is fully FSC (Forest Stewardship Council) certified and therefore accredited to ISO 14001 and ISO 9001.

DESKING

// 02

We believe that a desk isn't just a place that you do your work; it's your personal space and therefore, an extension of your personality. Our desking ranges have been carefully selected to cater to you, as an individual, and your working environment.

CONTENTS

- 12 Height Adjustable Desk
- 14 Goalpost Leg
- 16 Panel Plus
- 18 Panel
- 20 Twin Upright Leg
- 22 Single Upright Leg
- 24 Eco 18

HEIGHT ADJUSTABLE DESK

5 YR
COMPONENT
GUARANTEE

25 MM
TOP
THICKNESS



- The economy height adjustable desk boasts an attractive, clean style with economy in mind
- Standing desks increase blood flow and improve overall health
- Preset your four optimum working heights using the built-in memory and digital display
- Dual motor
- Anti-collision
- Adjustable feet
- Featuring an adjustment range of 645-1305mm in height
- Dark walnut and maple tops are made to order - contact sales for lead time

RECTANGULAR DESK

	Dimensions			RRP
	W	D	H	
ECSS1280CP	1200	800	645 - 1305	£860.00
ECSS1480CP	1400	800	645 - 1305	£886.00
ECSS1680CP	1600	800	645 - 1305	£912.00
ECSS1880CP	1800	800	645 - 1305	£938.00

STOCKED TOP FINISHES // FRAME FINISHES

BEECH	NOVA OAK	GREY OAK	WHITE	WHITE	SILVER
BE	NO	GO	WH	WH	SV

MADE TO ORDER TOP FINISHES

DARK WALNUT	MAPLE
DW	MA

PROGRAMMABLE MEMORY

Ranging from 645mm to 1305mm; this desk is customisable to your optimum working heights and has the option to save four of them. Simply press the 'S' button until it flashes and then assign to your chosen destination with a number: 1,2,3 or 4.

DUAL MOTOR

This desk features a dual motor that is combined with a soft start and stop feature, to allow effortlessly slick transitions without the concern of stilted adjustment actions. The dual motor also allows for heavier desktop loading without the risk of impairing the movement.



FOR
DESK
ACCESSORIES
SEE PAGES
40 - 41

FOR
DESK
SCREENS
SEE PAGES
64 - 68



GOALPOST LEG

5 YR
COMPONENT
GUARANTEE

25 MM
TOP
THICKNESS



- Ultra modern goalpost leg with modesty panel
- Dark walnut and maple tops are made to order - contact sales for lead time

FOR
DESK
SCREENS
SEE PAGES
64 - 68

600 DEEP RECTANGULAR DESK

	Dimensions			RRP
	W	D	H	
GP1060REC	1000	600	730	£242.00
GP1260REC	1200	600	730	£252.00
GP1460REC	1400	600	730	£263.00
GP1660REC	1600	600	730	£283.00
GP1860REC	1800	600	730	£294.00

800 DEEP RECTANGULAR DESK

	Dimensions			RRP
	W	D	H	
GP1280REC	1200	800	730	£263.00
GP1480REC	1400	800	730	£273.00
GP1680REC	1600	800	730	£294.00
GP1880REC	1800	800	730	£304.00

RECTANGULAR DESK WITH RETURN

		Dimensions				RRP
		W	D	H	D2	
GP1680LHRET	L/H	1600	800	730	1800	£417.00
GP1680RHRET	R/H	1600	800	730	1800	£417.00
GP1880LHRET	L/H	1800	800	730	1800	£428.00
GP1880RHRET	R/H	1800	800	730	1800	£428.00

STOCKED TOP FINISHES // FRAME FINISHES

BEECH	NOVA OAK	GREY OAK	WHITE	WHITE	SILVER
BE	NO	GO	WH	WH	SV

MADE TO ORDER TOP FINISHES

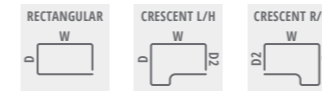
DARK WALNUT	MAPLE
DW	MA



PANEL PLUS

5 YR
COMPONENT
GUARANTEE

25 MM
TOP
THICKNESS



600 DEEP RECTANGULAR DESK

	Dimensions			RRP
	W	D	H	
PP8060REC	800	600	730	£185.00
PP1260REC	1200	600	730	£226.00
PP1460REC	1400	600	730	£260.00
PP1660REC	1600	600	730	£271.00
PP1860REC	1800	600	730	£298.00

RECTANGULAR DESK

	Dimensions			RRP
	W	D	H	
PP8080REC	800	800	730	£192.00
PP1280REC	1200	800	730	£237.00
PP1480REC	1400	800	730	£271.00
PP1680REC	1600	800	730	£281.00
PP1880REC	1800	800	730	£310.00

RADIAL DESK

		Dimensions				RRP
		W	D	H	D ²	
PP1612(*)RAD	L/H & R/H	1600	1200	730	800	£304.00
PP1812(*)RAD	L/H & R/H	1800	1200	730	800	£398.00

FIXED PEDESTALS

		Dimensions			RRP
		W	D	H	
TESHP2/655	2 Drawer	404	655	495	£201.00
TESHP3/655	3 Drawer	404	655	495	£201.00

* Please specify LH or RH in code, e.g PP1612LHRAD for left hand desk

STOCKED TOP FINISHES

BEECH	NOVA OAK	GREY OAK
BE	NO	GO

MADE TO ORDER TOP FINISHES

DARK WALNUT	MAPLE
DW	MA

- All desks come with white legs and modesty panels
- Contemporary panel desk with integrated grey cable ports
- Metal to metal fixings for added strength
- Adjustable feet for levelling on uneven floors
- Dark walnut and maple tops are made to order - contact sales for lead time

FOR
DESK
SCREENS
SEE PAGES
64 - 68

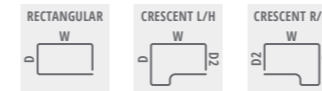
FOR
MATCHING
STORAGE
SEE PAGE
84



PANEL

5 YR
COMPONENT
GUARANTEE

25 MM
TOP
THICKNESS



600 DEEP RECTANGULAR DESK

	Dimensions			RRP
	W	D	H	
PAN8060REC	800	600	730	£185.00
PAN1260REC	1200	600	730	£226.00
PAN1460REC	1400	600	730	£260.00
PAN1660REC	1600	600	730	£271.00
PAN1860REC	1800	600	730	£298.00

800 DEEP RECTANGULAR DESK

	Dimensions			RRP
	W	D	H	
PAN8080REC	800	800	730	£192.00
PAN1280REC	1200	800	730	£237.00
PAN1480REC	1400	800	730	£271.00
PAN1680REC	1600	800	730	£281.00
PAN1880REC	1800	800	730	£310.00

RADIAL DESK

		Dimensions			RRP	
		W	D	H		
PAN1612(*)RAD	L/H & R/H	1600	1200	730	800	£304.00
PAN1812(*)RAD	L/H & R/H	1800	1200	730	800	£398.00

FIXED PEDESTALS

		Dimensions			RRP
		W	D	H	
TESHP2/655	2 Drawer	404	655	495	£201.00
TESHP3/655	3 Drawer	404	655	495	£201.00

* Please specify LH or RH in code, e.g PAN1612LHRAD for left hand desk

STOCKED FINISHES

BEECH	NOVA OAK	GREY OAK	WHITE
BE	NO	GO	WH

MADE TO ORDER FINISHES

DARK WALNUT	MAPLE
DW	MA

- Contemporary panel desk with integrated grey cable ports
- Metal to metal fixings for strength
- Adjustable feet for levelling on uneven floors
- Dark walnut and maple are made to order - contact sales for lead time

FOR
DESK
SCREENS
SEE PAGES
64 - 68

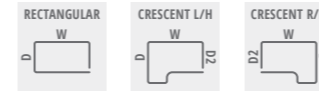
FOR
MATCHING
STORAGE
SEE PAGE
80 - 83



TWIN UPRIGHT LEG

5^{YR}
COMPONENT
GUARANTEE

25
MM
TOP
THICKNESS



600 DEEP RECTANGULAR DESK

	Dimensions			RRP
	W	D	H	
TWU8060REC	800	600	730	£185.00
TWU1260REC	1200	600	730	£226.00
TWU1460REC	1400	600	730	£260.00
TWU1660REC	1600	600	730	£271.00
TWU1860REC	1800	600	730	£298.00

800 DEEP RECTANGULAR DESK

	Dimensions			RRP
	W	D	H	
TWU8080REC	800	800	730	£192.00
TWU1280REC	1200	800	730	£237.00
TWU1480REC	1400	800	730	£271.00
TWU1680REC	1600	800	730	£281.00
TWU1880REC	1800	800	730	£310.00

RADIAL DESK

		Dimensions			RRP	
		W	D	H		
TWU1612(*)RAD	L/H & R/H	1600	1200	730	800	£304.00
TWU1812(*)RAD	L/H & R/H	1800	1200	730	800	£398.00

FIXED PEDESTALS

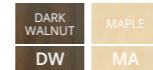
		Dimensions			RRP
		W	D	H	
TESHP2/655	2 Drawer	404	655	495	£201.00
TESHP3/655	3 Drawer	404	655	495	£201.00

* Please specify LH or RH in code, e.g TWU1612LHRAD for left hand desk

STOCKED TOP FINISHES // FRAME FINISHES



MADE TO ORDER TOP FINISHES



- A cost-effective workstation range with white or silver cantilever legs and a range of wooden desktop finishes
- Grey cable ports supplied as standard
- Adjustable feet for levelling on uneven floors
- Dark walnut and maple tops are made to order - contact sales for lead time

FOR
DESK
SCREENS
SEE PAGES
64 - 68

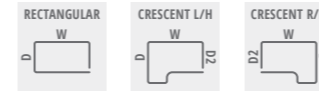
FOR
MATCHING
STORAGE
SEE PAGE
80 - 83



SINGLE UPRIGHT LEG

5^{YR}
COMPONENT
GUARANTEE

25
MM
TOP
THICKNESS



600 DEEP RECTANGULAR DESK

	Dimensions			RRP
	W	D	H	
SU8060REC	800	600	730	£185.00
SU1260REC	1200	600	730	£226.00
SU1460REC	1400	600	730	£260.00
SU1660REC	1600	600	730	£271.00
SU1860REC	1800	600	730	£298.00

800 DEEP RECTANGULAR DESK

	Dimensions			RRP
	W	D	H	
SU8080REC	800	800	730	£192.00
SU1280REC	1200	800	730	£237.00
SU1480REC	1400	800	730	£271.00
SU1680REC	1600	800	730	£281.00
SU1880REC	1800	800	730	£310.00

RADIAL DESK

		Dimensions			RRP	
		W	D	H		
SU1612(*)RAD	L/H & R/H	1600	1200	730	800	£304.00
SU1812(*)RAD	L/H & R/H	1800	1200	730	800	£398.00

FIXED PEDESTALS

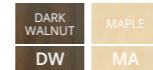
		Dimensions			RRP
		W	D	H	
TESHP2	2 Drawer	404	500	495	£199.00
TESHP3	3 Drawer	404	500	495	£199.00

* Please specify LH or RH in code, e.g SU1612LHRAD for left hand desk

STOCKED TOP FINISHES // FRAME FINISHES



MADE TO ORDER TOP FINISHES



- Modern cantilever leg desk with integrated grey cable ports
- Adjustable feet for levelling on uneven floors
- Modesty panels included
- Dark walnut and maple tops are made to order - contact sales for lead time

FOR
DESK
SCREENS
SEE PAGES
64 - 68

FOR
MATCHING
STORAGE
SEE PAGE
80 - 83



ECO 18

FOR MATCHING ECO STORAGE SEE PAGE 85

5 YR COMPONENT GUARANTEE

18MM TOP THICKNESS



SINGLE DESK

	Dimensions			RRP
	W	D	H	
EF1275REC	1200	750	730	£155.00
EF1575REC	1500	750	730	£185.00
EF1875REC	1800	750	730	£195.00



SINGLE DESK & 2 DRAWER PEDESTAL

	Dimensions			RRP
	W	D	H	
EF1275REC2DP	1200	750	730	£258.00
EF1575REC2DP	1500	750	730	£288.00
EF1875REC2DP	1800	750	730	£288.00



SINGLE DESK & 3 DRAWER PEDESTAL

	Dimensions			RRP
	W	D	H	
EF1275REC3DP	1200	750	730	£258.00
EF1575REC3DP	1500	750	730	£288.00
EF1875REC3DP	1800	750	730	£288.00



SINGLE DESK & 2 + 3 DRAWER PEDESTALS

	Dimensions			RRP
	W	D	H	
EF1575REC5DP	1500	750	730	£360.00
EF1875REC5DP	1800	750	730	£390.00



ECO MINI

	Dimensions			RRP
	W	D	H	
ECMHD6060	600	600	726	£101.00
ECMHD8060	800	600	726	£108.00
ECMHD1060	1000	600	726	£113.00



ECO HOMEWORK

	Dimensions			RRP
	W	D	H	
ECS1000FL	1000	500	726	£148.00

STOCKED TOP FINISHES

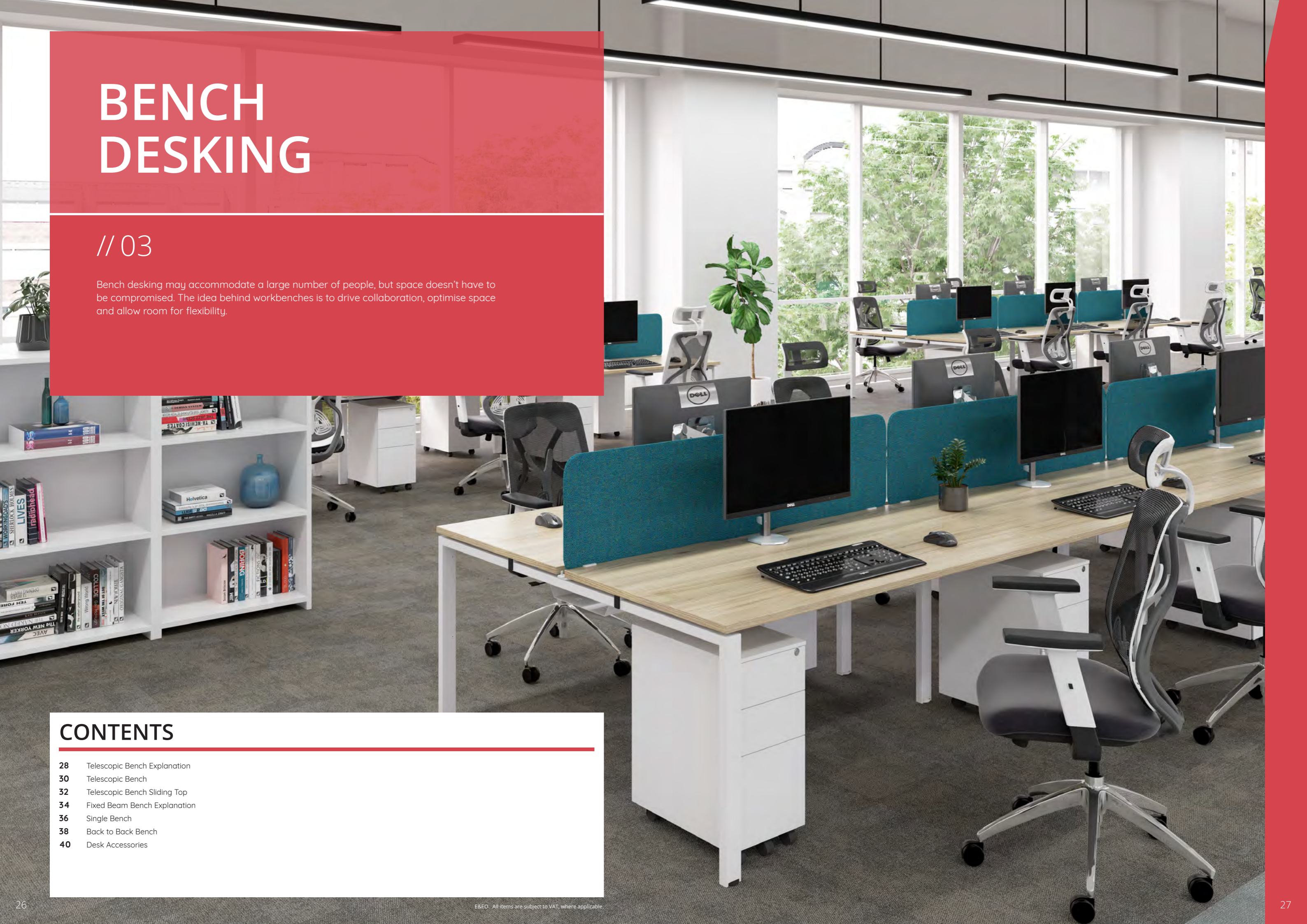
BAVARIAN BEECH	SORANO OAK	WHITE
BE	OK	WH



BENCH DESKING

// 03

Bench desking may accommodate a large number of people, but space doesn't have to be compromised. The idea behind workbenches is to drive collaboration, optimise space and allow room for flexibility.



CONTENTS

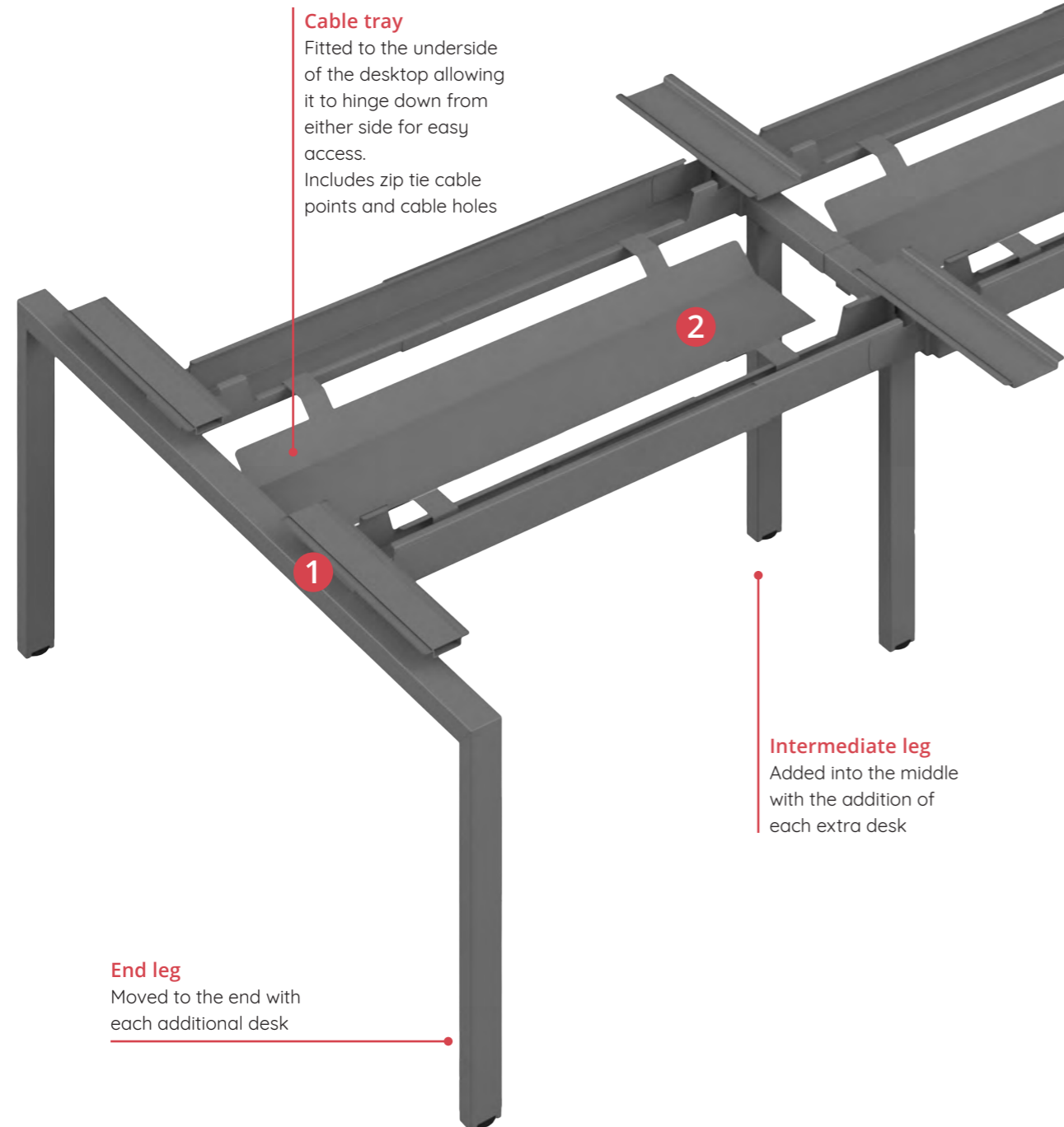
- 28 Telescopic Bench Explanation
- 30 Telescopic Bench
- 32 Telescopic Bench Sliding Top
- 34 Fixed Beam Bench Explanation
- 36 Single Bench
- 38 Back to Back Bench
- 40 Desk Accessories

TELESCOPIC BENCH EXPLANATION

The Telescopic Bench platform is a speedy and straightforward Bench system with an edge. By using a telescopic beam, it allows the system to be fully flexible by allowing the scope to construct lots of different layouts and configurations. Change needn't mean unnecessary cost.

In addition to its sliding telescopic beam, sliding top bridges **1** can replace its existing fixed ones, and an additional large capacity cable tray **2** is available to add. Both of these extra accessories further enhance this bench systems ability to facilitate various layouts by allowing easy access to cables for alteration and hide them out of the way.

Screens
A variety of screen brackets are available dependent on the type and design of screen required. Mass cable risers **3** are available to add to the intermediate legs to enable running cables up from the floor by a simple magnetic fixing method.



Cable tray
Fitted to the underside of the desktop allowing it to hinge down from either side for easy access. Includes zip tie cable points and cable holes

End leg
Moved to the end with each additional desk

Intermediate leg
Added into the middle with the addition of each extra desk

Screens
Metal to metal connection allowing rigid connection for unrivalled strength

Desktop
Available with either cable ports or a cutout (shown) in 6 finishes, 3 widths and fixed or sliding tops

Top bracket
Gives the appearance of floating tops

STEP 1

Slot adjustable beams into the end legs; noting orientation and ensuring full engagement. Adjust beams to be the correct length for the desktop being used (1200 - 1800mm). The length of the beams can be secured into place using an M4 x 15mm bolt.

Slot adjustable beams into the intermediate leg or end leg (depending upon starter or extension); ensure full engagement prior to next step.

Secure cross rails to the intermediate leg using a steel top hat and secure using 4 x M6 x 15mm connector bolts.

Secure cross rails to the end leg using a steel top hat and secure using 2 x M6 x 15mm connector bolts.

Locate desktops and secure in place using the M6 x 20mm connector bolts.

STEP 2

Attach hanging brackets to the cable tray (optional accessory). The brackets simply hook onto the adjustable beam, which gives greater flexibility for any IT department.

To fit the cable riser, bolt the hook to the underside of the intermediate leg and then hook the side panel in place. Cables are then fed into position, and hook in the opposing panel to enclose the leg.

STEP 3

Attach screen brackets directly to the desktops using the bolts to secure these. Then simply slot the screens into place.

Tool rail and panel screens can be linked in-line with the integrated link strips supplied within each screen. Simply remove the upper or lower caps, discard one of the strips and use the remaining link strip by fitting on the centre line of the two screens, thus creating the link. To finish, re-fit the caps in place.

TELESCOPIC BENCH

5 YR
COMPONENT
GUARANTEE

25 MM
TOP
THICKNESS



1 PERSON STARTER

Cut-out Option	Cable Port Option	Dimensions			RRP
		W	D	H	
TEL1260CO/1P	TEL1260CP/1P	1200	600	730	£415.00
TEL1460CO/1P	TEL1460CP/1P	1400	600	730	£435.00
TEL1660CO/1P	TEL1660CP/1P	1600	600	730	£455.00
TEL1280CO/1P	TEL1280CP/1P	1200	800	730	£436.00
TEL1480CO/1P	TEL1480CP/1P	1400	800	730	£457.00
TEL1680CO/1P	TEL1680CP/1P	1600	800	730	£478.00

1 PERSON EXTENSION

Cut-out Option	Cable Port Option	Dimensions			RRP
		W	D	H	
TEL1260CO/1PX	TEL1260CP/1PX	1200	600	730	£295.00
TEL1460CO/1PX	TEL1460CP/1PX	1400	600	730	£315.00
TEL1660CO/1PX	TEL1660CP/1PX	1600	600	730	£335.00
TEL1280CO/1PX	TEL1280CP/1PX	1200	800	730	£310.00
TEL1480CO/1PX	TEL1480CP/1PX	1400	800	730	£331.00
TEL1680CO/1PX	TEL1680CP/1PX	1600	800	730	£352.00

2 PERSON STARTER

Cut-out Option	Cable Port Option	Dimensions			RRP
		W	D	H	
TEL1260CO/2P	TEL1260CP/2P	1200	600	730	£695.00
TEL1460CO/2P	TEL1460CP/2P	1400	600	730	£735.00
TEL1660CO/2P	TEL1660CP/2P	1600	600	730	£775.00
TEL1280CO/2P	TEL1280CP/2P	1200	800	730	£730.00
TEL1480CO/2P	TEL1480CP/2P	1400	800	730	£772.00
TEL1680CO/2P	TEL1680CP/2P	1600	800	730	£814.00

2 PERSON EXTENSION

Cut-out Option	Cable Port Option	Dimensions			RRP
		W	D	H	
TEL1260CO/2PX	TEL1260CP/2PX	1200	600	730	£525.00
TEL1460CO/2PX	TEL1460CP/2PX	1400	600	730	£565.00
TEL1660CO/2PX	TEL1660CP/2PX	1600	600	730	£605.00
TEL1280CO/2PX	TEL1280CP/2PX	1200	800	730	£552.00
TEL1480CO/2PX	TEL1480CP/2PX	1400	800	730	£594.00
TEL1680CO/2PX	TEL1680CP/2PX	1600	800	730	£636.00

STOCKED TOP FINISHES // FRAME FINISHES



MADE TO ORDER TOP FINISHES // FRAME FINISH



- A fully flexible bench desking range, ideal for modern offices with scope to expand
- Mass cable risers are available to add to the intermediate legs to enable running cables from the floor by a magnetic fixing method
- Black frame, dark walnut and maple tops are made to order - contact sales for lead time



TELESCOPIC BENCH SLIDING TOP

5 YR
COMPONENT
GUARANTEE

25 MM
TOP
THICKNESS



1 PERSON STARTER

Cut-out Option	Cable Port Option	Dimensions			RRP
		W	D	H	
TELS1260CO/1P	TELS1260CP/1P	1200	600	730	£545.00
TELS1460CO/1P	TELS1460CP/1P	1400	600	730	£565.00
TELS1660CO/1P	TELS1660CP/1P	1600	600	730	£585.00
TELS1280CO/1P	TELS1280CP/1P	1200	800	730	£645.00
TELS1480CO/1P	TELS1480CP/1P	1400	800	730	£622.00
TELS1680CO/1P	TELS1680CP/1P	1600	800	730	£644.00

1 PERSON EXTENTION

Cut-out Option	Cable Port Option	Dimensions			RRP
		W	D	H	
TELS1260CO/1PX	TELS1260CP/1PX	1200	600	730	£415.00
TELS1460CO/1PX	TELS1460CP/1PX	1400	600	730	£435.00
TELS1660CO/1PX	TELS1660CP/1PX	1600	600	730	£455.00
TELS1280CO/1PX	TELS1280CP/1PX	1200	800	730	£445.00
TELS1480CO/1PX	TELS1480CP/1PX	1400	800	730	£479.00
TELS1680CO/1PX	TELS1680CP/1PX	1600	800	730	£501.00

2 PERSON STARTER

Cut-out Option	Cable Port Option	Dimensions			RRP
		W	D	H	
TELS1260CO/2P	TELS1260CP/2P	1200	600	730	£949.00
TELS1460CO/2P	TELS1460CP/2P	1400	600	730	£989.00
TELS1660CO/2P	TELS1660CP/2P	1600	600	730	£1029.00
TELS1280CO/2P	TELS1280CP/2P	1200	800	730	£1044.00
TELS1480CO/2P	TELS1480CP/2P	1400	800	730	£1088.00
TELS1680CO/2P	TELS1680CP/2P	1600	800	730	£1132.00

2 PERSON EXTENTION

Cut-out Option	Cable Port Option	Dimensions			RRP
		W	D	H	
TELS1260CO/2PX	TELS1260CP/2PX	1200	600	730	£625.00
TELS1460CO/2PX	TELS1460CP/2PX	1400	600	730	£665.00
TELS1660CO/2PX	TELS1660CP/2PX	1600	600	730	£705.00
TELS1280CO/2PX	TELS1280CP/2PX	1200	800	730	£688.00
TELS1480CO/2PX	TELS1480CP/2PX	1400	800	730	£732.00
TELS1680CO/2PX	TELS1680CP/2PX	1600	800	730	£776.00

STOCKED TOP FINISHES // FRAME FINISHES



MADE TO ORDER TOP FINISHES // FRAME FINISH



- A fully flexible bench desking range, ideal for modern offices with scope to expand
- The Telescopic Bench with Sliding Top allows for quick and easy access to cables and improves overall desk organisation
- Mass cable risers are available to add to the intermediate legs to enable running cables from the floor by a magnetic fixing method
- Black frame, dark walnut and maple tops are made to order - contact sales for lead time

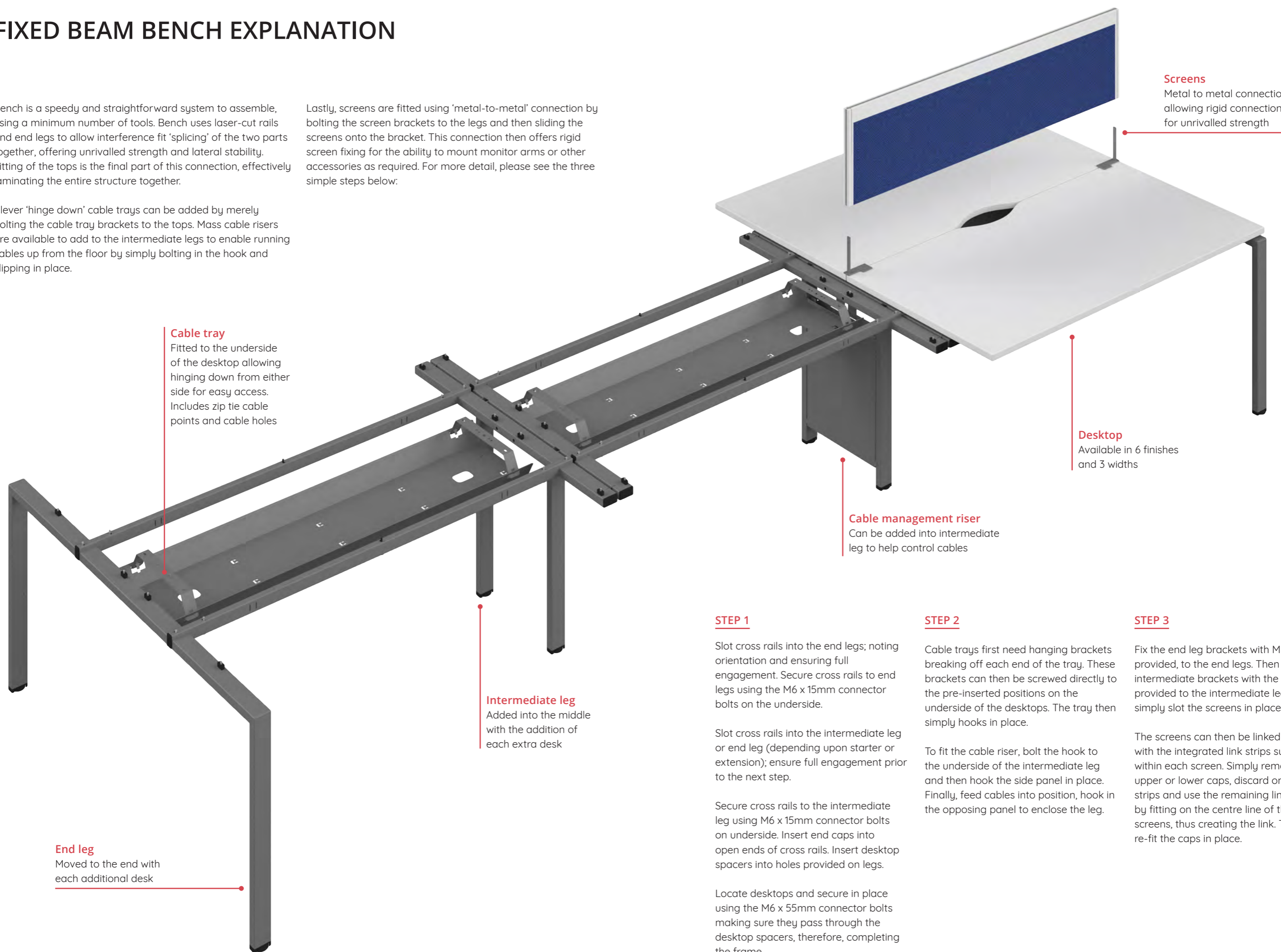


FIXED BEAM BENCH EXPLANATION

Bench is a speedy and straightforward system to assemble, using a minimum number of tools. Bench uses laser-cut rails and end legs to allow interference fit 'splicing' of the two parts together, offering unrivalled strength and lateral stability. Fitting of the tops is the final part of this connection, effectively laminating the entire structure together.

Clever 'hinge down' cable trays can be added by merely bolting the cable tray brackets to the tops. Mass cable risers are available to add to the intermediate legs to enable running cables up from the floor by simply bolting in the hook and clipping in place.

Lastly, screens are fitted using 'metal-to-metal' connection by bolting the screen brackets to the legs and then sliding the screens onto the bracket. This connection then offers rigid screen fixing for the ability to mount monitor arms or other accessories as required. For more detail, please see the three simple steps below:



Cable tray
Fitted to the underside of the desktop allowing hinging down from either side for easy access. Includes zip tie cable points and cable holes

Intermediate leg
Added into the middle with the addition of each extra desk

End leg
Moved to the end with each additional desk

Screens
Metal to metal connection allowing rigid connection for unrivalled strength

Desktop
Available in 6 finishes and 3 widths

Cable management riser
Can be added into intermediate leg to help control cables

STEP 1

Slot cross rails into the end legs; noting orientation and ensuring full engagement. Secure cross rails to end legs using the M6 x 15mm connector bolts on the underside.

Slot cross rails into the intermediate leg or end leg (depending upon starter or extension); ensure full engagement prior to the next step.

Secure cross rails to the intermediate leg using M6 x 15mm connector bolts on underside. Insert end caps into open ends of cross rails. Insert desktop spacers into holes provided on legs.

Locate desktops and secure in place using the M6 x 55mm connector bolts making sure they pass through the desktop spacers, therefore, completing the frame.

STEP 2

Cable trays first need hanging brackets breaking off each end of the tray. These brackets can then be screwed directly to the pre-inserted positions on the underside of the desktops. The tray then simply hooks in place.

To fit the cable riser, bolt the hook to the underside of the intermediate leg and then hook the side panel in place. Finally, feed cables into position, hook in the opposing panel to enclose the leg.

STEP 3

Fix the end leg brackets with M8 bolts provided, to the end legs. Then fix the intermediate brackets with the M8 bolts provided to the intermediate leg, then simply slot the screens in place.

The screens can then be linked in-line with the integrated link strips supplied within each screen. Simply remove the upper or lower caps, discard one of the strips and use the remaining link strip by fitting on the centre line of the two screens, thus creating the link. To finish, re-fit the caps in place.

SINGLE BENCH

5^{YR}
COMPONENT
GUARANTEE

25^{MM}
TOP
THICKNESS



- Modular bench desking range, ideal for modern offices with scope to expand
- Horizontal and vertical cable management options available
- Black frame, dark walnut and maple tops are made to order - contact sales for lead time

1 PERSON

Cut-out Option	Cable Port Option	Dimensions			RRP
		W	D	H	
CB1280CO/1P	CB1280CP/1P	1200	800	740	£339.00
CB1480CO/1P	CB1480CP/1P	1400	800	740	£367.00
CB1680CO/1P	CB1680CP/1P	1600	800	740	£381.00

2 PERSON

Cut-out Option	Cable Port Option	Dimensions			RRP
		W	D	H	
CB1280CO/2SP	CB1280CP/2SP	2400	800	740	£574.00
CB1480CO/2SP	CB1480CP/2SP	2800	800	740	£636.00
CB1680CO/2SP	CB1680CP/2SP	3200	800	740	£666.00

SINGLE EXTENSION

Cut-out Option	Cable Port Option	Dimensions			RRP
		W	D	H	
CB1280CO/1PX	CB1280CP/1PX	1200	800	740	£319.00
CB1480CO/1PX	CB1480CP/1PX	1400	800	740	£352.00
CB1680CO/1PX	CB1680CP/1PX	1600	800	740	£367.00

STOCKED TOP FINISHES // FRAME FINISHES

BEECH	NOVA OAK	GREY OAK	WHITE	//	WHITE	SILVER
BE	NO	GO	WH		WH	SV

MADE TO ORDER TOP FINISHES // FRAME FINISH

DARK WALNUT	MAPLE	//	BLACK
DW	MA		BK



BACK TO BACK BENCH

5 YR COMPONENT GUARANTEE
25 MM TOP THICKNESS



2 PERSON

Cut-out Option	Cable Port Option	Dimensions			RRP
		W	D	H	
CB1280CO/2P	CB1280CP/2P	1200	1600	740	£564.00
CB1480CO/2P	CB1480CP/2P	1400	1600	740	£620.00
CB1680CO/2P	CB1680CP/2P	1600	1600	740	£649.00

4 PERSON

Cut-out Option	Cable Port Option	Dimensions			RRP
		W	D	H	
CB1280CO/4P	CB1280CP/4P	2400	1600	740	£923.00
CB1480CO/4P	CB1480CP/4P	2800	1600	740	£1037.00
CB1680CO/4P	CB1680CP/4P	3200	1600	740	£1093.00

2 PERSON EXTENSION

Cut-out Option	Cable Port Option	Dimensions			RRP
		W	D	H	
CB1280CO/2PX	CB1280CP/2PX	1200	1600	740	£476.00
CB1480CO/2PX	CB1480CP/2PX	1400	1600	740	£520.00
CB1680CO/2PX	CB1680CP/2PX	1600	1600	740	£554.00

D-END

Cut-out Option	Dimensions			RRP
	W	D	H	
CB1660DE	1600	600	740	£229.00

• D-end brackets included as standard and only fits a 2 person unit
// **NOTE:** D-end made to order only

STOCKED TOP FINISHES // FRAME FINISHES



MADE TO ORDER TOP FINISHES // FRAME FINISH



- Modular bench desking range, ideal for modern offices with scope to expand
- Horizontal and vertical cable management options available
- Black frame, dark walnut and maple tops are made to order - contact sales for lead time



DESK ACCESSORIES

MADE TO ORDER
20 DAYS



POLE MOUNTED MONITOR ARM

	RRP
MBMA Available in black, silver and white	£80.00

- Cable management clips
- Includes pre-assembled clamp and through desk fixing
- Installed in under two minutes without the use of any tools



TWIN POLE MOUNTED MONITOR ARM

	RRP
MBTA Available in black, silver and white	£117.00

- Cable management clips
- Includes pre-assembled clamp and through desk fixing
- Installed in under two minutes without the use of any tools



SINGLE SPRING ASSISTED MONITOR ARM

	RRP
SGAMA Available in black and white	£265.00

- Discrete cable management



TWIN SPRING ASSISTED MONITOR ARM

	RRP
TGAMA Available in black and white	£390.00

- Discrete cable management
- Screens must be the same make, size and weight on either side



DESKTOP POWER MODULES

	RRP
DM02 2 power sockets & twin USB ports	£164.00
DM03 2 power sockets, twin USB ports & 1 data port	£180.00
DM04 2 power sockets & 2 data ports	£96.00

- Does not come with power lead as standard
- Available in black and white
- Clamps to the back of the desk
- Sockets all individually fused plus 1 spare fuse per socket in unique holder



POWER MODULES

	RRP
PM2BK Power module	£187.00
PMCB3M 3m power cable	£31.00

- Power module cable: 1x UK socket, 2x smart charge, 500mm lead, 3m length
- Fits in cable port hole



MAINS LEAD TO 3 POLE FEMALE CONNECTOR

	Length	RRP
PMCB2M	2m	£28.00
PMCB3M	3m	£31.00
PMCB4M	4m	£36.00
PMCB5M	5m	£40.00



POWER MODULES

		RRP
UPM203	2 point power socket	£43.00
UPM303	3 point power socket	£60.00
UPM403	4 point power socket	£70.00

- Power Modules can be linked in series with connector leads (see connector leads)
- UK individually fused 5A power sockets
- Available in black



VERTICAL CABLE MANAGER


	RRP
CBS Available in black, silver and white	£39.00

- Flexible design provides protection and movement
- Can accommodate cables totalling up to approximately 2.5cm x 2.5cm

BASKET STYLE CABLE TRAY

		Dimensions	RRP
		Width	
WB800SV	For 800 desk	600	£53.00
WB1000SV	For 1000 desk	800	£60.00
WB1200SV	For 1200 desk	1000	£63.00
WB1400SV	For 1400 desk	1200	£69.00
WB1600SV	For 1600 desk	1400	£75.00

- A sturdy steel mesh basket ensures cables are neat, safe and visible
 - Can be cut to required length
- // NOTE: All cable trays are stocked



ATLAS

// 04

Do you need help navigating a new way of working? Atlas is a collection of furniture that will help you do exactly that. By utilising a small number of components, Atlas is a grid-based storage system, that can keep up with the ever evolving workplace.

CONTENTS

- 44 Atlas Desk
- 46 Atlas Bench
- 48 Atlas Spine
- 49 Atlas Accessories

ATLAS DESK

5 YR COMPONENT GUARANTEE
25MM TOP THICKNESS
MADE TO ORDER
28 DAYS



- Four-tier metal storage shelf with attached CB Bench available in three sizes
- Comes with three pairs of universal infill panels 800 x 400mm
- Shelving dimensions h1655 x w820 x d420mm
- Additional accessories available to buy separately, see page 49

ATLAS DESK WITH CB BENCH

	Dimensions			RRP
	W	D	H	
ATL-1P-COM-CB-BK-1280	1200	800	740	£1857.00
ATL-1P-COM-CB-BK-1480	1400	800	740	£1869.00
ATL-1P-COM-CB-BK-1680	1600	800	740	£1895.00

MADE TO ORDER TOP FINISHES // FRAME FINISH

BEECH	OAK	GREY OAK	WHITE	DARK WALNUT	MAPLE	//	BLACK
BE	OK	GO	WH	DW	MA		BK



- Four-tier metal storage shelf with attached 1600 x 800mm Plateau table
 - Comes with three pairs of universal infill panels 800 x 400mm
 - Shelving dimensions h1655 x w820 x d420mm
 - Additional accessories available to buy separately, see page 49
- // NOTE: Desks only available with oak legs

ATLAS DESK WITH PLATEAU

	Dimensions			RRP
	W	D	H	
ATL-1P-COM-PLAT-BK-1680	1600	800	740	£2365.00

MADE TO ORDER TOP FINISHES // FRAME FINISHES

ANTHRACITE	GREY	WHITE	//	BLACK	OAK
ANT	GRY	WHT		BK	OK



- Four-tier metal storage shelf with attached Telescopic Bench available in three sizes
- Comes with three pairs of universal infill panels 800 x 400mm
- Shelving dimensions h1655 x w820 x d420mm
- Additional accessories available to buy separately, see page 49

ATLAS WITH TELESCOPIC BENCH

	Dimensions			RRP
	W	D	H	
ATL-1P-COM-TEL-BK-1280	1200	800	730	£1978.00
ATL-1P-COM-TEL-BK-1480	1400	800	730	£1992.00
ATL-1P-COM-TEL-BK-1680	1600	800	730	£2010.00

MADE TO ORDER TOP FINISHES // FRAME FINISH

BEECH	OAK	GREY OAK	WHITE	DARK WALNUT	MAPLE	//	BLACK
BE	OK	GO	WH	DW	MA		BK



ATLAS BENCH

5 YR COMPONENT GUARANTEE
 25MM TOP THICKNESS
 MADE TO ORDER 28 DAYS



- Four-tier metal grid storage shelf with attached CB Bench available in three sizes
- Comes with two 800 x 800mm cupboards as standard
- Shelving dimensions h1055 x w1620 x d420mm
- Offers a modern, yet practical, solution for offices that need to facilitate banks of people
- Additional accessories available to buy separately, see page 49

ATLAS BENCH WITH CB BENCH

	Dimensions			RRP
	W	D	H	
ATL-2P-COM-CB-BK-1280	1200	800	740	£4490.00
ATL-2P-COM-CB-BK-1480	1400	800	740	£4516.00
ATL-2P-COM-CB-BK-1680	1600	800	740	£4565.00

MADE TO ORDER TOP FINISHES // FRAME FINISH

BEECH	OAK	GREY OAK	WHITE	DARK WALNUT	MAPLE	BLACK
BE	OK	GO	WH	DW	MA	BK



- Four-tier metal grid storage shelf with attached Plateau table
- Comes with two 800 x 800mm cupboards as standard
- Shelving dimensions h1055 x w1620 x d420mm
- Offers a modern, yet practical, solution for offices that need to facilitate banks of people
- Additional accessories available to buy separately, see page 49

// NOTE: Desks only available with oak legs

ATLAS BENCH WITH PLATEAU

	Dimensions			RRP
	W	D	H	
ATL-2P-COM-PLAT-BK-1616	1600	1600	740	£4939.00

MADE TO ORDER TOP FINISHES // FRAME FINISHES

ANTHRACITE	GREY	WHITE	BLACK	OAK
ANT	GRY	WHT	BK	OK



- Four-tier metal grid storage shelf with attached Telescopic Bench available in three sizes
- Comes with two 800 x 800mm cupboards as standard
- Shelving dimensions h1055 x w1620 x d420mm
- Offers a modern, yet practical, solution for offices that need to facilitate banks of people
- Additional accessories available to buy separately, see page 49

ATLAS BENCH WITH TELESCOPIC BENCH

	Dimensions			RRP
	W	D	H	
ATL-2P-COM-TEL-BK-1280	1200	800	730	£4686.00
ATL-2P-COM-TEL-BK-1480	1400	800	730	£4712.00
ATK-2P-COM-TEL-BK-1680	1600	800	730	£4750.00

MADE TO ORDER TOP FINISHES // FRAME FINISH

BEECH	OAK	GREY OAK	WHITE	DARK WALNUT	MAPLE	BLACK
BE	OK	GO	WH	DW	MA	BK



ATLAS SPINE

5 YR COMPONENT GUARANTEE	25MM TOP THICKNESS	MADE TO ORDER 28 DAYS
--------------------------------	--------------------------	--------------------------------



- Multi-tiered metal grid storage shelf, with two attached Plateau low tables available in one size
- Comes with two 800 x 400mm cupboards as standards & five pairs of universal infill panels
- Shelving dimensions h1255 x w3220 x d420mm
- Desk can be positioned in any position along the spine
- Additional accessories available to buy separately, see page 49

// NOTE: Desks only available with oak legs

ATLAS SPINE WITH PLATEAU

	Dimensions			RRP
	W	D	H	
ATL-BREAKOUT-PLAT-BK-1680	1600	800	740	£6277.00

MADE TO ORDER TOP FINISHES // FRAME FINISHES

ANTHRACITE	GREY	WHITE	//	BLACK	OAK
ANT	GRY	WHT	//	BK	OK



- Multi-tiered metal grid storage shelf, with two attached Picnic tables, one high and one low, available in three sizes
- Comes with two 800 x 400mm cupboards as standards & five pairs of universal infill panels
- Shelving dimensions h1255 x w3220 x d420mm
- Desk can be positioned in any position along the spine
- Additional accessories available to buy separately, see page 49

ATLAS SPINE WITH HIGH AND LOW PICNIC

	Dimensions			RRP
	W	D	H	
ATL-BREAKOUT-PIC-BK-1680	1600	800	740 / 1100	£5646.00
ATL-BREAKOUT-PIC-BK-1880	1800	800	740 / 1100	£5682.00
ATL-BREAKOUT-PIC-BK-2080	2000	800	740 / 1100	£5810.00

MADE TO ORDER TOP FINISHES // FRAME FINISH


ANTHRACITE	GREY	WHITE	//	BLACK
ANT	GRY	WHT	//	BK

The Atlas range is fully modular and customisable. Why not try adding some accessories to ensure your piece of furniture is tailored exactly to your working needs?

// NOTE: Bespoke versions available, contact our Sales Team for advice on specifying this range

ATLAS ACCESSORIES

		RRP
ATL-FAB-0404-B4UN	Fabric panel 400x400 (non pinnable)	£148.00
ATL-FAB-0804-B4UN	Fabric panel 800x400 (pinnable)	£199.00
ATL-PIN-0404-B4UN	Fabric infill panel 400x400 (pinnable)	£177.00
ATL-PIN-0804-B4UN	Fabric infill panel 800x400 (pinnable)	£254.00
ATL-BOX-ON44-BK	Artificial planter box 400x400	£156.00
ATL-BOX-ON84-BK	Artificial planter box 800x400	£181.00
ATL-LNER-44-BK	Planter box liner 400x400	£217.00
ATL-LNER-84-BK	Planter box liner 800x400	£246.00
ATL-UIP-44-PR-BK	Universal infill panel pair 400x400	£89.00
ATL-UIP-84-PR-BK	Universal infill panel pair 800x400	£125.00



* Planter box liner to be used with real plants



SOHO DESKING

// 05

For the home workers, industrial-look lovers and office design planners. The SOHO range is a contemporary range that fits the bill for both home and office environments; you'll be happy for any of these products to occupy either space.

CONTENTS

- 52 Milton Desk
- 53 Bibury Desk
- 54 Haynes Desk
- 55 Odell Desk
- 56 Eaton Desk
- 57 Goalpost Desk

MILTON DESK

5^{YR}
COMPONENT
GUARANTEE

25^{MM}
TOP
THICKNESS



TOP FINISHES // FRAME FINISHES



- 25mm thick top with a powder coated metal frame
 - Five-year guarantee. Self-assembly required
- // NOTE: Some colour varieties are made to order - contact sales



	Dimensions			RRP
	W	D	H	
SD03	1200	600	760	£184.00

BIBURY DESK

5^{YR}
COMPONENT
GUARANTEE

25^{MM}
TOP
THICKNESS



TOP FINISHES // FRAME FINISHES



- Bookend for helping books stay upright
 - 25mm thick top with a powder coated metal frame
- // NOTE: Some colour varieties are made to order - contact sales



	Dimensions			RRP
	W	D	H	
SD09	1000	540	770	£164.00

HAYNES DESK

5 YR COMPONENT GUARANTEE 25 MM TOP THICKNESS



TOP FINISHES // FRAME FINISHES

BEECH	OAK	GREY OAK	WHITE	DARK WALNUT	//	WHITE	BLACK
BE	OK	GO	WH	DW		WH	BK

- Two drawers to help keep the desk tidy
 - 25mm thick top with a sturdy powder coated metal frame
- // NOTE: Some colour varieties are made to order - contact sales



	Dimensions			RRP
	W	D	H	
SD01	1200	480	770	£194.00

ODELL DESK

5 YR COMPONENT GUARANTEE 15 MM SHELF THICKNESS 25 MM TOP THICKNESS



TOP FINISHES // FRAME FINISHES

BEECH	OAK	GREY OAK	WHITE	DARK WALNUT	//	WHITE	BLACK
BE	OK	GO	WH	DW		WH	BK

- Two shelves on either side for display or extra storage
 - 25mm thick top with a sturdy powder coated metal frame
- // NOTE: Some colour varieties are made to order - contact sales



	Dimensions			RRP
	W	D	H	
SD05	1200	600	770	£194.00

EATON DESK

5YR COMPONENT GUARANTEE // 15MM SHELF THICKNESS // 25MM TOP THICKNESS



TOP FINISHES // FRAME FINISHES

BEECH	OAK	GREY OAK	WHITE	DARK WALNUT	//	WHITE	BLACK
BE	OK	GO	WH	DW		WH	BK

- Two shelves on either side for display or extra storage
 - 25mm thick top with a sturdy powder coated metal frame
- // NOTE: Some colour varieties are made to order - contact sales



	Dimensions			RRP
	W	D	H	
SD07	1200	600	770	£194.00

GOALPOST DESK

5YR COMPONENT GUARANTEE // 25MM TOP THICKNESS



TOP FINISHES // FRAME FINISHES

BEECH	OAK	GREY OAK	WHITE	DARK WALNUT	//	WHITE	BLACK
BE	OK	GO	WH	DW		WH	BK

- Ultra modern goalpost leg with shallow modesty panel
- // NOTE: Some colour varieties are made to order - contact sales



	Dimensions			RRP
	W	D	H	
GP1260REC	1200	600	770	£252.00
GP1460REC	1400	600	770	£263.00
GP1660REC	1600	600	770	£283.00
GP1860REC	1800	600	770	£294.00

SCREENS


// 06

Facilitating collaborative work is very important when it comes to considered office design. However, with collaborative work, comes a required consideration for health and wellbeing as well as privacy. With these models, we can ensure you have the correct amount of personal space and privacy, whilst also working safely alongside and opposite colleagues.

CONTENTS

60	Free Standing Protective Screens	71	Divide Type 2 - Triple Toolrail
62	Protective Screens	72	Mobile Screens
64	Contempo Screens	74	Screen Finish Guide
65	Elco Screens	76	Magnum Screens
66	Lyle Screens		
67	Toolrail Screens		
68	Panel Screens		
69	Screen Accessories		
70	Divide Type 1 - Single Toolrail		

FREE STANDING PROTECTIVE SCREENS




- Stabilising feet included
- Made from 4mm transparent cast acrylic
- 4 different widths available
- Radius corners
- Perfect for desks, meeting rooms and reception areas

DESK SCREEN WITHOUT CUT OUT

	Dimensions		RRP
	W	H	
COVFS1070	1000	700	£188.00
COVFS1270	1200	700	£224.00
COVFS1470	1400	700	£260.00
COVFS1670	1600	700	£292.00

FINISH

- CLEAR
- CL



- Stabilising feet included
- Made from 4mm transparent cast acrylic
- 3 different widths available
- Radius corners
- Cut out perfect for reception areas and shop or cafe counters

COUNTER PROTECTIVE SCREEN WITH CUT OUT

	Dimensions		RRP
	W	H	
COVFS6050	600	500	£125.00
COVFS7860	780	600	£141.00
COVFS1060	1000	600	£177.00

FINISH

- CLEAR
- CL



PROTECTIVE SCREENS



A range of frame-less screen 'Toppers', which can be quickly and easily secured to all existing screens (18mm - 30mm), and subsequently removed without damaging either the screen or desktop to which they have been attached.

DESK MOUNTED SCREENS

	Dimensions		RRP
	W	H	
COVSP0874	790	740	£169.00
COVSP1074	990	740	£170.00
COVSP1274	1190	740	£211.00
COVSP1474	1390	740	£285.00
COVSP1574	1490	740	£284.00
COVSP1674	1590	740	£284.00
COVSP1874	1790	740	£291.00
COVSP2074	1990	740	£295.00

DESK MOUNTED RETURN SCREENS

	Dimensions		RRP
	W	H	
COVRT085R	800	750	£208.00
COVRT095R	900	750	£208.00
COVRT105R	1000	750	£210.00

// NOTE: Please order 2 x Screen Brackets per screen

// NOTE: Please order 1x COVRT[LH/RH]BKT & 1x COVRTSUBKT per screen

SCREEN TOPPER

	Dimensions		RRP
	W	H	
COVTP0804	795	398	£109.00
COVTP1004	995	398	£118.00
COVTP1204	1195	398	£139.00
COVTP1404	1395	398	£149.00
COVTP1504	1495	398	£190.00
COVTP1604	1595	398	£191.00
COVTP1804	1795	398	£193.00
COVTP2004	1995	398	£205.00



UNIVERSAL BRACKETS X 2

	RRP
SBKT-COV-UNI-TOP	£40.00



SCREEN BRACKETS

		RRP
COVSPDSBKT	Single Desk	£24.00
COVSPBENBKT	Bench Desk *	£24.00

* Bench desk screen bracket can only be used on the TEL (Telescopic bench)



RETURN SCREEN BRACKETS

		RRP
COVRTLHBKT	L/H Screen Clamp	£35.00
COVRTRHBT	R/H Screen Clamp	£35.00
COVRTSUBKT	Surface Mount	£30.00

Manufactured from 5mm clear acrylic sheet, these screens maintain light transmission and the open feel of the modern workplace, whilst providing a protective physical barrier between colleagues.

SCREEN FINISH

- CLEAR
- CL

BRACKET FINISH

- WHITE
- SILVER
- WH
- SV




4 WAY POST

	RRP
COVSBKT4	£18.00



CONTEMPO SCREENS

5 YR COMPONENT GUARANTEE
MADE TO ORDER
21 DAYS




TYPE 1 - ROUNDED

	Dimensions		RRP
	W	H	
TKT1COSY12UN	1200	380	£234.00
TKT1COSY14UN	1400	380	£255.00
TKT1COSY16UN	1600	380	£276.00

TYPE 3 - CHAMFER

	Dimensions		RRP
	W	H	
TKT3COSY12UN	1200	380	£234.00
TKT3COSY14UN	1400	380	£255.00
TKT3COSY16UN	1600	380	£276.00




- Beautifully detailed exposed stitching
 - Fully upholstered in fire retardant fabric
 - Hand crafted
 - Screen thickness 25mm (approx)
- // **IMPORTANT NOTE:** Contempo screens are only available in Blazer Lite fabric

CONTEMPO, ELCO & LYLE BRACKETS

1 These are fitted with a 'metal-to-screen' connection bracket and require 2 x TKDMSTRSC per screen

Contempo, Elco & Lyle Brackets	RRP
TKDMSTRSC	£20.00



// **NOTE:** Contempo, Elco & Lyle cannot be fitted as return screens.

ELCO SCREENS

5 YR COMPONENT GUARANTEE
MADE TO ORDER
21 DAYS



STRAIGHT

	Dimensions		RRP
	W	H	
TKDMSECST12UN	1200	380	£149.00
TKDMSECST14UN	1400	380	£160.00
TKDMSECST16UN	1600	380	£181.00

ARC

	Dimensions		RRP
	W	H	
TKDMSECA12UN	1200	380	£149.00
TKDMSECA14UN	1400	380	£160.00
TKDMSECA16UN	1600	380	£181.00



- Defines the working zone on bench and desk systems
 - Allows privacy; increasing productivity
 - 25mm screen thickness
 - Fully upholstered screen with matching fabric trim
 - Fully upholstered in fire retardant fabric
 - Accessory hanging facility available, see page 69
 - Radiused on all corners
 - Superior build quality
 - Grip is simple and fast to reposition - no bracket needed
- // **NOTE:** Only fits 25mm desktops

GRIP

	Dimensions		RRP
	W	H	
TKDMSECGR60UN	600	352	£214.00

FINISHES




* Priced in Band 1 fabric



LYLE DESK SCREENS

5 YR COMPONENT GUARANTEE
MADE TO ORDER
21 DAYS



STRAIGHT

	Dimensions		RRP
	W	H	
TKDMSLYST10UN	1000	380	£107.00
TKDMSLYST12UN	1200	380	£117.00
TKDMSLYST14UN	1400	380	£127.00
TKDMSLYST16UN	1600	380	£138.00



WAVE

	Dimensions		RRP
	W	H	
TKDMSLYWV10UN	1000	380	£107.00
TKDMSLYWV12UN	1200	380	£117.00
TKDMSLYWV14UN	1400	380	£127.00
TKDMSLYWV16UN	1600	380	£138.00



ARC

	Dimensions		RRP
	W	H	
TKDMSLYA10UN	1000	380	£107.00
TKDMSLYA12UN	1200	380	£117.00
TKDMSLYA14UN	1400	380	£127.00
TKDMSLYA16UN	1600	380	£138.00

• See page 64 for brackets

FABRIC FINISH




TRIM FINISHES



* Priced in Band 1 fabric


TOOLRAIL SCREENS

5 YR COMPONENT GUARANTEE
MADE TO ORDER
21 DAYS



TYPE 2 TOOLBAR

	Dimensions		RRP
	W	H	
TKDMSTR12UN	1200	380	£237.00
TKDMSTR14UN	1400	380	£248.00
TKDMSTR16UN	1600	380	£260.00



TYPE 2 RETURN TOOLBAR

	Dimensions		RRP
	W	H	
TKDMSTR80RUN	785	380	£129.00



TYPE 3 HALF GLAZED

	Dimensions		RRP
	W	H	
TKDMSHG12UN	1200	380	£214.00
TKDMSHG14UN	1400	380	£234.00
TKDMSHG16UN	1600	380	£255.00



TYPE 3 RETURN HALF GLAZED

	Dimensions		RRP
	W	H	
TKDMSHG80RUN	785	380	£181.00

TOOLRAIL & PANEL BRACKETS

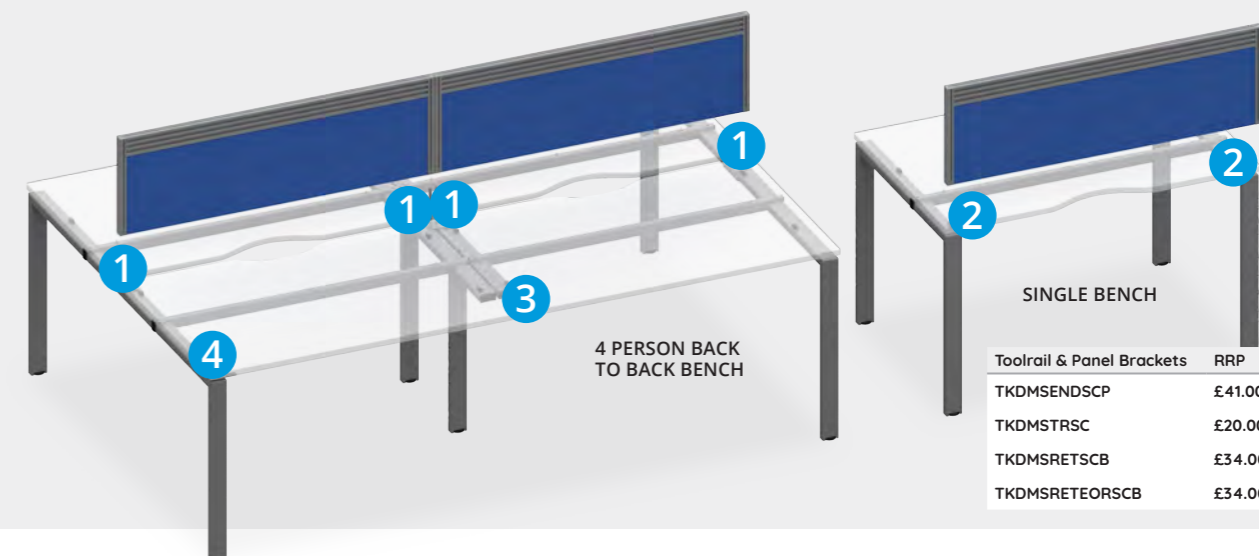
These are fitted with 'metal-to-metal' connection brackets as follows:

- 1 Back to Back Bench requires 1 x TKDMSENDSCP per screen (come in pairs)
- 2 Single Bench requires 2 x TKDMSTRSC per screen

- 3 Mid run return screens require 1 x TKDMSRETSB, which includes 1 x TKDMSRETS to clamp the leading edge of the screen and 1 x TKSLINKKIT to join the return screen to the spine screens

- 4 End of run return screens require 1 x TKDMSRETEORSCB, which includes 1 x TKDMSRETEORSC and 1 x TKSLINKKIT

Toolrail & Panel can be fitted as return screens on Bench. Each return screen requires brackets as follows:



SINGLE BENCH


Toolrail & Panel Brackets	RRP
TKDMSENDSCP	£41.00
TKDMSTRSC	£20.00
TKDMSRETSB	£34.00
TKDMSRETEORSCB	£34.00

4 PERSON BACK TO BACK BENCH

5 YR
COMPONENT
GUARANTEE

MADE
TO
ORDER
21 DAYS

PANEL SCREENS




TYPE 5 WAVE

	Dimensions		RRP
	W	H	
TKDMSW12UN	1200	380	£129.00
TKDMSW14UN	1400	380	£149.00
TKDMSW16UN	1600	380	£171.00

TYPE 5 RETURN WAVE

	Dimensions		RRP
	W	H	
TKDMSW80RUN	785	380	£108.00



TYPE 6 ARC

	Dimensions		RRP
	W	H	
TKDMSA12UN	1200	380	£129.00
TKDMSA14UN	1400	380	£149.00
TKDMSA16UN	1600	380	£171.00

TYPE 6 RETURN ARC

	Dimensions		RRP
	W	H	
TKDMSA80RUN	785	380	£108.00



TYPE 7 STRAIGHT PVC TOP

	Dimensions		RRP
	W	H	
TKDMSP12	1200	380	£147.00
TKDMSP14	1400	380	£151.00
TKDMSP16	1600	380	£159.00

TYPE 7 RETURN STRAIGHT PVC TOP


	Dimensions		RRP
	W	H	
TKDMSP80RUN	785	380	£108.00



* Priced in Band 1 fabric
E&EO. All items are subject to VAT, where applicable.

MADE
TO
ORDER
21 DAYS

SCREEN ACCESSORIES



- Handy accessory rail simply slots over the top of a straight screen, allowing screen accessories to be utilised
- Available in 5 different widths to suit varying screen sizes
- Epoxy powder coated to match desk frames
- // **NOTE:** Sizes are to suit screen size - actual lengths are 200mm shorter

ACCESSORY RAIL

	Dimensions		RRP
	Rail Width	To Fit Screen Width	
TKDMSTR08AR	600	800	£27.00
TKDMSTR10AR	800	1000	£29.00
TKDMSTR12AR	1000	1200	£32.00
TKDMSTR14AR	1200	1400	£34.00
TKDMSTR16AR	1400	1600	£39.00

MADE TO ORDER FINISHES



- A unique set of screen hung accessories to provide personal storage above the desk
- All accessories can be hung from the Elco accessory rail and Toolrail screens
- The phone holder is compatible with a wide range of smartphones, such as an Iphone X for size reference
- The pencil and trinket pots help tidy workspaces by lifting personal effects off the desktop
- Available in white and silver finish

TOOLRAIL ACCESSORIES

	Dimensions	RRP
TKDMSTRPTA4	A4 Letter Tray	£31.00
TKDMSTRPEN	Pencil Pot	£26.00
TKDMSTRTP	Trinket Pot	£26.00
TKDMSTRPH	Phone Holder	£26.00

STOCKED FINISHES



DIVIDE TYPE 1 SCREEN - SINGLE TOOLRAIL

5 YR COMPONENT GUARANTEE
MADE TO ORDER
21 DAYS



Features Delta foot

FABRIC FINISH // FRAME FINISHES



- 30mm screen thickness
- Robust aluminium extruded frame
- Fully upholstered in fire retardant fabric
- Straight top screen profile
- Integral linking strip
- Superior build quality
- Lightweight construction
- Epoxy powder coated frame available in white or silver
- Comes with black feet as standard
- Stabilising foot available. Please order two Delta feet for each screen



	Dimensions		RRP		Dimensions		RRP
	W	H			W	H	
TKFST1Z0810UN	800	1125	£344.00	TKFST1Z0815UN	800	1500	£370.00
TKFST1Z1010UN	1000	1125	£396.00	TKFST1Z1015UN	1000	1500	£424.00
TKFST1Z1210UN	1200	1125	£396.00	TKFST1Z1215UN	1200	1500	£424.00
TKFST1Z1410UN	1400	1125	£424.00	TKFST1Z1415UN	1400	1500	£449.00
TKFST1Z1610UN	1600	1125	£424.00	TKFST1Z1615UN	1600	1500	£449.00
TKFST1Z1810UN	1800	1125	£449.00	TKFST1Z1815UN	1800	1500	£501.00
TKFST1Z0812UN	800	1200	£344.00	TKFST1Z0818UN	800	1800	£424.00
TKFST1Z1012UN	1000	1200	£396.00	TKFST1Z1018UN	1000	1800	£449.00
TKFST1Z1212UN	1200	1200	£396.00	TKFST1Z1218UN	1200	1800	£449.00
TKFST1Z1412UN	1400	1200	£424.00	TKFST1Z1418UN	1400	1800	£476.00
TKFST1Z1612UN	1600	1200	£424.00	TKFST1Z1618UN	1600	1800	£476.00
TKFST1Z1812UN	1800	1200	£476.00				
				TKFST2ZDFOOT - Delta foot (each)			£34.00

* Priced in Band 1 fabric

E&EO. All items are subject to VAT, where applicable.

DIVIDE TYPE 2 SCREEN - TRIPLE TOOLRAIL

5 YR COMPONENT GUARANTEE
MADE TO ORDER
21 DAYS



FABRIC FINISH // FRAME FINISHES



- 30mm screen thickness
- Robust aluminium extruded frame
- Fully upholstered in fire retardant fabric
- Straight top screen profile
- Integral linking strip
- Superior build quality
- Lightweight construction
- Epoxy powder coated frame available in white or silver
- Comes with black feet as standard
- Stabilising foot available. Please order two Delta feet for each screen



	Dimensions		RRP
	W	H	
TKFST2Z0810UN	800	1125	£360.00
TKFST2Z1010UN	1000	1125	£413.00
TKFST2Z1210UN	1200	1125	£413.00
TKFST2Z1410UN	1400	1125	£466.00
TKFST2Z1610UN	1600	1125	£466.00
TKFST2Z1810UN	1800	1125	£486.00
TKFST2ZDFOOT - Delta foot (each)			£34.00

* Priced in Band 1 fabric

MOBILE SCREENS

5 YR COMPONENT GUARANTEE
MADE TO ORDER
21 DAYS



- 30mm screen thickness
- Superior build quality
- Robust aluminium extruded frame
- Lightweight construction
- Fully upholstered in fire retardant fabric
- Trim mounted mobile feet included
- Epoxy powder coated frame available in white or silver

FABRIC FINISH // FRAME FINISHES



- 30mm screen thickness
- Superior build quality
- Robust aluminium extruded frame
- Half upholstered in fire retardant fabric with 3mm Perspex top half or fully glazed with 3mm Perspex
- Lightweight construction
- Trim mounted mobile feet included
- Single toolrail middle profile for half glazed screen
- Triple toolrail middle profile for fully glazed screen
- Epoxy powder coated frame available in white or silver
- Multiple Perspex colour choices
- See page 74 for glaze options

FABRIC FINISH // FRAME FINISHES



TYPE 1 - SINGLE TOOLRAIL

	Dimensions		RRP
	W	H	
TKT1SKT0815UN	800	1500	£554.00
TKT1SKT1015UN	1000	1500	£634.00
TKT1SKT0818UN	800	1800	£570.00
TKT1SKT1018UN	1000	1800	£659.00



TYPE 2 - TRIPLE TOOLRAIL

	Dimensions		RRP
	W	H	
TKT2SKT0815UN	800	1500	£570.00
TKT2SKT1015UN	1000	1500	£634.00
TKT2SKT0818UN	800	1800	£585.00
TKT2SKT1018UN	1000	1800	£676.00



TYPE 3 - HALF GLAZED

	Dimensions		RRP
	W	H	
TKT3SKT0815UN	800	1500	£634.00
TKT3SKT1015UN	1000	1500	£659.00
TKT3SKT0818UN	800	1800	£659.00
TKT3SKT1018UN	1000	1800	£686.00



TYPE 4 - FULLY GLAZED

	Dimensions		RRP
	W	H	
TKT4SKT0815UN	800	1500	£686.00
TKT4SKT1015UN	1000	1500	£711.00
TKT4SKT0818UN	800	1800	£711.00
TKT4SKT1018UN	1000	1800	£738.00

* Priced in Band 1 fabric

E&EO. All items are subject to VAT, where applicable.

SCREEN FINISH GUIDE

Too much choice? Let us help you with that. Whether it's a Granite grey, an Ocean blue or a Jezebel red; we've created a guide to help you pick your perfect fabric.

Should you need more information regarding screen finishes and their application, please give us a call.

TOOLRAIL / PANEL / DIVIDE / MOBILE SCREENS

Screen Fabric Bands			
Band 1	Band 2	Band 3	Band 4
Cara	Lucia L2 Racer Phoenix Era Castillo Citadel Sonus Rivet Lucia CS	Gravity Advantage Manhattan Canopy Sprint Xtreme Chateau X2 Velocity Nexus Blazer Lite Urban Synergy 170 Main Line Plus Aspect Patina	24/7 Flax 24/7+ Main Line Flax Hi-Tech Synergy Hemp Landscape Synergy Silk Intervene Plain & Texture Blazer Aquarius Track Oxygen Halcyon - Linden Halcyon - Cedar Halcyon - Poplar

ELCO SCREENS

Screen Fabric Bands			
Band 1	Band 2	Band 3	Band 4
Cara	Lucia L2 Racer Era Castillo Sonus Lucia CS	Nexus Blazer Lite Synergy 170	-

CONTEMPO SCREENS

Screen Fabric Bands			
Band 1	Band 2	Band 3	Band 4
-	-	Blazer Lite	-

PERSPEX SELECTION

Colour	Toolrail	Divide	Mobile
Aurora Violet	•	•	•
Perfect Plum	•	•	•
Citrus Yellow	•	•	-
Chilli Red	•	•	•
Mandarin Orange	•	•	•
Lime Zest	•	•	•
Glacier Green	•	•	•
Electric Blue	•	•	•
Polar White	•	•	•
Slate Grey	•	•	•
Opal (drywipe)	-	-	•

// NOTE: For whiteboard use, please select the Opal perspex as this is the only dry wipe finish



MAGNUM SCREENS

5 YR
COMPONENT
GUARANTEE



- Strong and durable construction
- Made from fire retardant materials
- G-clamp brackets included

STRAIGHT SCREEN

	Dimensions			RRP
	W	D	H	
DMS1200S	1200	25	400	£93.00
DMS1400S	1400	25	400	£104.00
DMS1600S	1600	25	400	£114.00
DMS1800S	1800	25	400	£124.00

FINISHES

ROYAL BLUE	BLACK
RB	BK

- Strong and durable construction
- Made from fire retardant materials
- Feet included



FLOOR STANDING SCREEN

	Dimensions			RRP
	W	D	H	
FST8016S	800	25	1200	£189.00
FST8018S	800	25	1800	£215.00
FST1216S	1200	25	1600	£239.00
FST1218S	1200	25	1800	£266.00
FST1412S	1400	25	1200	£239.00
FST1416S	1400	25	1600	£266.00
FST1418S	1400	25	1800	£291.00
FST1612S	1600	25	1200	£266.00
FST1616S	1600	25	1600	£291.00
FST1618S	1600	25	1800	£318.00



STORAGE

// 07

The mountain of paperwork you keep meaning to file, the plant you forget to water or the office marketing material that is stacking up on your desk; there's always a reason for needing more storage and worktop space. Our wooden storage has been designed quite simply to make organisation easy.

CONTENTS

- 80 Wooden Pedestals
- 81 Wooden Filing
- 82 Wooden Bookcases
- 83 Wooden Cupboards
- 84 Panel Plus Cupboards
- 85 Eco 18 Bookcases & Cupboards
- 86 Atlas Shelving

WOODEN PEDESTALS

5YR COMPONENT GUARANTEE
A4 SUSPENSION FILING
FS SUSPENSION FILING



- Fixed glides
- 100% bottom drawer extension

UNDER DESK STATIC PEDESTAL

	Dimensions			RRP
	W	D	H	
TESUDP3	404	500	690	£288.00



- Hidden castors
- 100% bottom drawer extension

3 DRAWER HIGH MOBILE PEDESTAL

	Dimensions			RRP
	W	D	H	
TESUHMP3	400	500	636	£288.00



- 100% bottom drawer extension

2 DRAWER MOBILE PEDESTAL

	Dimensions			RRP
	W	D	H	
TESMP2	404	500	595	£204.00



3 DRAWER MOBILE PEDESTAL

	Dimensions			RRP
	W	D	H	
TESMP3	400	500	595	£204.00

// NOTE: Does not support A4 or Foolscap filing



- 100% bottom drawer extension

2 DRAWER FIXED PEDESTAL

	Dimensions			RRP
	W	D	H	
TESHP2	404	500	495	£199.00
TESHP2/655	404	655	495	£201.00

// NOTE: TESHP2 can only be used with Single Upright desks



3 DRAWER FIXED PEDESTAL

	Dimensions			RRP
	W	D	H	
TESHP3	400	500	495	£199.00
TESHP3/655	400	655	495	£201.00

// NOTE: TESHP3 can only be used with Single Upright desks. Does not support A4 or Foolscap filing

STOCKED FINISHES

BEECH	NOVA OAK	GREY OAK	WHITE
BE	NO	GO	WH

MADE TO ORDER FINISHES

DARK WALNUT	MAPLE
DW	MA

WOODEN FILING

5YR COMPONENT GUARANTEE
A4 SUSPENSION FILING
FS SUSPENSION FILING
 ANTI-TILT
100% DRAWER EXTENSION



DESK HIGH PEDESTAL

	Dimensions			RRP
	W	D	H	
TESDHP3	404	600	730	£288.00
TESDHP3/800	404	800	730	£361.00



HEAVY DUTY SIDE FILER

	Dimensions			RRP
	W	D	H	
TKDH800SF	800	600	730	£685.00



2 & 3 DRAWER FILING CABINETS

	Dimensions			RRP
	W	D	H	
TES2FC	464	600	710	£367.00
TES3FC	464	600	1030	£398.00



4 DRAWER FILING CABINET

	Dimensions			RRP
	W	D	H	
TES4FC	464	600	1365	£503.00

STOCKED FINISHES

BEECH	NOVA OAK	GREY OAK	WHITE
BE	NO	GO	WH

MADE TO ORDER FINISHES

DARK WALNUT	MAPLE
DW	MA



WOODEN BOOKCASES

5^{YR}
COMPONENT
GUARANTEE

18^{MM}
SHELVES &
BACK
THICKNESS



STOCKED FINISHES

BEECH	NOVA OAK	GREY OAK	WHITE
BE	NO	GO	WH

MADE TO ORDER FINISHES

DARK WALNUT	MAPLE
DW	MA

- 18mm one piece MFC back panel
- 25mm top and bottom panels
- Black adjustable feet for levelling
- Fully adjustable shelves

	Shelves	Dimensions			RRP
		W	D	H	
WDS745	1	800	450	730	£189.00
WDS845	1	800	450	800	£189.00
WDS1245	3	800	450	1200	£273.00
WDS1645	3	800	450	1600	£294.00
WDS1845	4	800	450	1800	£304.00
WDS2045	4	800	450	2000	£335.00



WOODEN CUPBOARDS

5^{YR}
COMPONENT
GUARANTEE

18^{MM}
SHELVES &
BACK
THICKNESS



STOCKED FINISHES

BEECH	NOVA OAK	GREY OAK	WHITE
BE	NO	GO	WH

MADE TO ORDER FINISHES

DARK WALNUT	MAPLE
DW	MA

- 18mm one piece MFC back panel
- 25mm top and bottom panels
- Lockable doors with silver handles
- Black adjustable feet for levelling
- Fully adjustable shelves

	Shelves	Dimensions			RRP
		W	D	H	
WDS745CP	1	800	450	730	£252.00
WDS845CP	1	800	450	800	£252.00
WDS1245CP	3	800	450	1200	£356.00
WDS1645CP	3	800	450	1600	£377.00
WDS1845CP	4	800	450	1800	£398.00
WDS2045CP	4	800	450	2000	£440.00



5^{YR}
COMPONENT
GUARANTEE

18^{MM}
SHELVES
AND BACK
THICKNESS

PANEL PLUS CUPBOARDS



STOCKED DOOR FINISHES // FRAME FINISH

BEECH	NOVA OAK	GREY OAK	WHITE
BE	NO	GO	WH

MADE TO ORDER DOOR FINISHES

DARK WALNUT	MAPLE
DW	MA

- 18mm one piece MFC back panel
- 25mm top and bottom panels
- Lockable doors with silver handles
- Black adjustable feet for levelling
- Fully adjustable shelves

	Shelves	Dimensions			RRP
		W	D	H	
WDS745CPWH	1	800	450	730	£252.00
WDS845CPWH	1	800	450	800	£252.00
WDS1245CPWH	3	800	450	1200	£356.00
WDS1645CPWH	3	800	450	1600	£377.00
WDS1845CPWH	4	800	450	1800	£398.00
WDS2045CPWH	4	800	450	2000	£440.00



5^{YR}
COMPONENT
GUARANTEE

18^{MM}
SHELVES
AND BACK
THICKNESS

ECO 18 BOOKCASES & CUPBOARDS



STOCKED FINISHES

BAVARIAN BEECH	SORANO OAK	WHITE
BE	OK	WH

- 18mm shelves and backs
- Fixed shelves
- Wood finishes match Eco 18 range only. See page 24 for complimentary desks

	Shelves	Dimensions			RRP	
		W	D	H		
EP750BC	Bookcase	1	750	400	726	£206.00
EP800BC	Bookcase	1	750	400	800	£134.00
EP1200BC	Bookcase	2	750	400	1200	£155.00
EP1600BC	Bookcase	3	750	400	1600	£185.00
EP2000BC	Bookcase	4	750	400	2000	£222.00
EP800CP	Cupboard	1	750	400	800	£227.00
EP1200CP	Cupboard	2	750	400	1200	£269.00
EP1600CP	Cupboard	3	750	400	1600	£298.00
EP2000CP	Cupboard	4	750	400	2000	£324.00



FOR
SHELVING
ACCESSORIES
SEE PAGE
49

MADE
TO
ORDER
28 DAYS


ATLAS SHELVING



- The Atlas range offers a fully modular and customisable modern storage solution
- Comes with two 400 x 400mm shelves
- Dimensions h1655 x w420 x d420mm
- See page 49 for accessories and additional shelves

ATLAS SINGLE

	Dimensions			RRP
	W	D	H	
ATL-SING-BK	420	420	1655	£978.00



- The Atlas range offers a fully modular and customisable modern storage solution
- Comes with four 400 x 400mm shelves
- Dimensions h2055 x w820 x d420mm
- See page 49 for accessories and additional shelves

ATLAS TWIN


	Dimensions			RRP
	W	D	H	
ATL-TRI-BK	1220	420	2055	£1802.00



- The Atlas range offers a fully modular and customisable modern storage solution
- Comes with six 800 x 400mm shelves
- Dimensions h2055 x w820 x d420mm
- See page 49 for accessories and additional shelves

ATLAS DOUBLE

	Dimensions			RRP
	W	D	H	
ATL-SHELVING-BK	820	420	2055	£1560.00



- The Atlas range offers a fully modular and customisable modern storage solution
- Comes with 36 400 x 400mm shelves
- Dimensions h2055 x w2020 x d420mm
- See page 49 for accessories and additional shelves

ATLAS BRIDGE

	Dimensions			RRP
	W	D	H	
ATL-FIV-BK	2020	420	2055	£7329.00

STEEL STORAGE

// 08

Inspired by our customers and designed with resilience in mind; this range of furniture is for the meticulous office worker, the organised freelancer and the perfectly prepped teacher. We have created a range of robust steel storage, that can cater to everybody, and paid particular attention to adding elements of personalisation to ensure your space is your own.



CONTENTS

90	Talos Steel Pedestals	97	Bisley Essential Tambours
91	Talos Filing Cabinets	98	Talos Cupboards
92	Bisley Classic Filing	99	Bisley Contract Cupboards
92	Bisley Contact Filing	99	Bisley Essential Cupboards
93	Bisley Personal Filing	100	Fire Resistant Safes
93	Bisley A4 Home Filing	102	Safes
94	Bisley Multidrawers	104	Bisley Steel Lockers
95	Bisley Essential Side Filers	106	Steel Lockers
96	Talos Tambours		

TALOS STEEL PEDESTALS

- 7^{YR} COMPONENT GUARANTEE
- A4 SUSPENSION FILING
- FS SUSPENSION FILING
- LOCKABLE



MOBILE PEDESTAL

	Dimensions			RRP
	W	D	H	
TKUSMP3	380	470	615	£267.00

- Pen tray included with this model

SLIMLINE MOBILE PEDESTAL

	Dimensions			RRP
	W	D	H	
TKUSSMP3	300	470	615	£267.00

- Pen tray not available with slimline model

STOCKED FINISHES



MADE TO ORDER FINISH



TALOS FILING CABINETS

- 7^{YR} COMPONENT GUARANTEE
- A4 SUSPENSION FILING
- FS SUSPENSION FILING
- 40^{KG} LOAD CAPACITY PER DRAWER
- LOCKABLE



STOCKED FINISHES



- 100% drawer extension
- Anti-tilt



	Drawers	Dimensions			RRP
		W	D	H	
TCS2FC	2	465	620	700	£241.00
TCS3FC	3	465	620	1000	£313.00
TCS4FC	4	465	620	1300	£335.00

BISLEY CLASSIC FILING

7YR COMPONENT GUARANTEE	A4 SUSPENSION FILING	FS SUSPENSION FILING	45 KG LOAD CAPACITY PER DRAWER	LOCKABLE	MADE TO ORDER 20 DAYS
--------------------------------------	-----------------------------------	-----------------------------------	--	----------	---

- Built to last fully welded construction
 - Double skin drawer fronts
 - Suitable for foolscap and A4 filing
- // **NOTE:** BS2E & BS4E stocked in black and goose grey



	Drawers	Dimensions			RRP
		W	D	H	
BS2E	2	470	622	711	£381.00
BS3E	3	470	622	1016	£466.00
BS4E	4	470	622	1321	£508.00

// **NOTE:** Each drawer can hold up to 45kg of hanging suspension files. For use with suspension files only. Drawer bottoms are not load bearing.

MADE TO ORDER FINISHES

GOOSE GREY	BLACK	COFFEE CREAM	CHALK	OXFORD BLUE
G/G	BLK	C/C	CHK	BLU



BISLEY

BISLEY CONTRACT FILING

5YR COMPONENT GUARANTEE	A4 SUSPENSION FILING	FS SUSPENSION FILING	35 KG LOAD CAPACITY PER DRAWER	LOCKABLE
--------------------------------------	-----------------------------------	-----------------------------------	--	----------

- Manufactured to meet British Standards for strength and stability
- Fitted with recessed handles
- Drawer label holders
- Central locking
- Anti-tilt to prevent more than one drawer being opened at a time



	Drawers	Dimensions			RRP
		W	D	H	
AOC2	2	470	622	711	£318.00
AOC3	3	470	622	1016	£360.00
AOC4	4	470	622	1321	£370.00

// **NOTE:** Each drawer can hold up to 35kg of hanging suspension files. For use with suspension files only. Drawer bottoms are not load bearing.

STOCKED FINISHES

GOOSE GREY	BLACK	COFFEE CREAM	CHALK
G/G	BLK	C/C	CHK



BISLEY

E&EO. All items are subject to VAT, where applicable.

BISLEY PERSONAL FILING

2YR COMPONENT GUARANTEE	A4 SUSPENSION FILING	15 KG LOAD CAPACITY PER DRAWER	LOCKABLE	MADE TO ORDER 20 DAYS
--------------------------------------	-----------------------------------	--	----------	---

- Suitable for use with A4 suspension files
- Drawer loading capacity of 15kg
- Suitable for foolscap filing
- 2 drawer supplied with 1 lock and 2 keys
- 3 and 4 drawer units supplied with 2 locks and 2 keys for each
- Moulded plastic centre pull handle



	Drawers	Dimensions			RRP
		W	D	H	
A4PHF2D	2	413	400	672	£149.00
A4PHF3D	3	413	400	1015	£234.00
A4PHF4D	4	413	400	1321	£249.00

// **NOTE:** 2 drawer and 3 drawer models available in all colours, 4 drawer only available in goose grey, black and grey/blue

MADE TO ORDER FINISHES

GOOSE GREY	BLACK	GREY BLUE	GREY / RED	SILVER / WHITE
G/G	BLK	G/B	G/R	S/W



BISLEY

BISLEY A4 HOME FILING

2YR COMPONENT GUARANTEE	A4 SUSPENSION FILING	15 KG LOAD CAPACITY PER DRAWER	LOCKABLE	MADE TO ORDER 20 DAYS
--------------------------------------	-----------------------------------	--	----------	---

- Lightweight storage ideal for the home office
- Suitable for use with A4 suspension files
- Drawer loading capacity of 15kg
- Units supplied with 1 lock and 2 keys
- Single action lock secures 2 drawers (bottom 2 on 3 drawer)
- Moulded plastic centre pull handle



	Drawers	Dimensions			RRP
		W	D	H	
A4NMHF3D	3 Drawer non mobile	413	400	672	£180.00
A4MHF2D	2 Drawer mobile	413	400	672	£138.00
A4MHF3D	3 Drawer mobile	413	400	672	£189.00

// **NOTE:** 3 drawer non mobile model available in all colours with 2 and 3 drawer mobile models only available in goose grey and black

MADE TO ORDER FINISHES

GOOSE GREY	BLACK	GREY BLUE	GREY / RED	SILVER / WHITE
G/G	BLK	G/B	G/R	S/W



BISLEY

A4NMHF3D

A4MHF2D

A4HF2D

BISLEY MULTIDRAWERS

7YR
COMPONENT
GUARANTEE

100%
DRAWER
EXTENSION



• Drawer height - 87mm high

BISLEY

• Drawer height - 51mm high

BISLEY

	Drawers	Dimensions			RRP
		W	D	H	
H29/6NL	6	279	380	590	£170.00
H39/9NL	9	279	380	860	£234.00

	Drawers	Dimensions			RRP
		W	D	H	
H29/10NL	10	279	380	590	£191.00
H39/15NL	15	279	380	860	£244.00



BASE OPTION

	RRP
HMDPLNTH - Black plinth base, single for 10 & 15 drawer	£27.00



// NOTE
Compartment trays available,
please speak to sales for details



STOCKED FINISH

GOOSE GREY
G/G

MADE TO ORDER FINISHES

ANTHRACITE	AZURE	BLACK	BISLEY YELLOW	FUSHIA	GOOSE GREY
AA3	BP5	AV1	BP2	BE2	AV4

LIGHT GREY	BISLEY ORANGE	CARDINAL RED	CHALK	COFFEE	CREAM
AV7	BN6	AY8	AB9	AV5	AV6

MIMOSA	OXFORD BLUE	TRAFFIC WHITE	SILVER (SMOOTH)
BP8	AY7	BA5	ARN

BISLEY ESSENTIALS SIDE FILERS

5YR
COMPONENT
GUARANTEE

A4
SUSPENSION
FILING

FS
SUSPENSION
FILING

MADE TO ORDER
28 DAYS



MADE TO ORDER FINISHES

LIGHT GREY	CHALK WHITE	BLACK	SILVER	TRAFFIC WHITE	GOOSE GREY	ANTHRACITE
LTG	WHT	AV1	ARN	BA5	AV4	AA3

- Ideal for offices where floor space is limited
- Fits A4 and foolscap suspension filing
- All units have adjustable feet

	Drawers	Dimensions			RRP
		W	D	H	
ESSF2D	2	800	470	693	£771.00
ESSF3D	3	800	470	1000	£845.00
ESSF4D	4	800	470	1300	£1162.00



BISLEY

TALOS TAMBOURS

7^{YR} COMPONENT GUARANTEE	A4 SUSPENSION FILING	FS SUSPENSION FILING	50^{KG} LOAD CAPACITY	LOCKABLE
---	-----------------------------------	-----------------------------------	--	----------



STOCKED FINISHES

WHITE	GREY
WH	GR

- A flexible alternative to wooden storage
- Lockable side-opening shutter door
- Able to mix flat shelves and suspension frames together
- Included shelves can be used for under shelf filing

	Shelves	Dimensions			RRP
		W	D	H	
TCSOT1050	2	1000	450	1050	£557.00
TCSOT1950	4	1000	450	1950	£724.00

TCSOTFF - Roll out Tambour filing frame. Sold individually **£168.00**
 TCS-TAM-SHELF - Dual purpose Tambour shelf. Sold individually **£40.00**



TCSOTFF

BISLEY ESSENTIALS TAMBOURS

5^{YR} COMPONENT GUARANTEE	LOCKABLE
---	----------



STOCKED FINISH

LIGHT GREY
AV7

MADE TO ORDER FINISHES

OAK & SILVER	BEECH & SILVER	GOOSE GREY	BLACK	CHALK	SILVER	TRAFFIC WHITE	ANTHRACITE
OS	BS	GG	AV1	AB9	ARN	BA5	AA3

MADE TO ORDER SHUTTER FINISHES

LIGHT GREY	BLACK	EXTRA WHITE	SILVER	DARK GREY
1	5	EW	SL	9

- Adjustable feet
- Priced empty, for interior fittings, see page 99



	Dimensions			RRP
	W	D	H	
ESSOT101	1000	470	1015	£523.00
ESSOT158	1000	470	1585	£640.00
ESSOT198	1000	470	1985	£755.00



BISLEY

TALOS CUPBOARDS

7YR COMPONENT GUARANTEE	A4 SUSPENSION FILING	40KG LOAD CAPACITY	LOCKABLE
--------------------------------------	-----------------------------------	---------------------------------	----------




STOCKED FINISHES

WHITE	GREY
WH	GR

- A flexible alternative to wooden storage
- Square lockable handles
- Included shelves can be used for under shelf filing
- 180° door opening

	Shelves	Dimensions			RRP
		W	D	H	
TCSDDC1000	2	920	420	1000	£278.00
TCSDDC1790	4	920	420	1790	£382.00
TCSDDC1950	4	920	420	1950	£450.00

TCS-SHELF-BK - Dual purpose cupboard shelf. Sold individually **£30.00**



BISLEY CONTRACT CUPBOARDS

7YR COMPONENT GUARANTEE	40KG LOAD CAPACITY	LOCKABLE	MADE TO ORDER 20 DAYS
--------------------------------------	---------------------------------	----------	---



- 3 point locking system
- Included shelves can be used for under shelf filing

	Shelves	Dimensions			RRP
		W	D	H	
E402A01	1	914	400	1000	£339.00
E722A03	3	914	400	1806	£445.00
E782A04	4	914	400	1950	£508.00

E198P1/BLK - Extra dual purpose shelf, black only **£33.00**

MADE TO ORDER FINISHES

GOOSE GREY	COFFEE CREAM
G/G	C/C



BISLEY

BISLEY ESSENTIALS CUPBOARDS

5YR COMPONENT GUARANTEE	LOCKABLE	MADE TO ORDER 20 DAYS
--------------------------------------	----------	---



- Wide range of interior fittings available
- Levelling feet
- Standard shelves can be used for under shelf filing

	Dimensions			RRP
	W	D	H	
ESCB101	914	470	1015	£370.00
ESCB158	914	470	1585	£423.00
ESCB198	914	470	1985	£529.00

- YETBUS10** - Standard shelf **£36.00**
- ROSF/BLK** - Roll-out suspension filing frame **£157.00**
- BSSDP1BLK** - Slotted shelf **£62.00**
- SHDV85P5PS** - Pack of 5 dividers for slotted shelf **£66.00**
- ROSH/BLK** - Roll-out shelf **£138.00**

MADE TO ORDER FINISHES

GOOSE GREY	LIGHT GREY	BLACK	CHALK WHITE	SILVER	TRAFFIC WHITE	ANTHRACITE
G/G	AV7	AV1	AB9	ARN	BA5	AA3



BISLEY

2 YR COMPONENT GUARANTEE
MADE TO ORDER
21 DAYS

FIRE RESISTANT SAFES



FS2254E FS2252K FSDPI08

WORLD CLASS VERTICAL FIRE FILE FS2250K/E SERIES

	Drawers	Weight KG	Dimensions			RRP
			W	D	H	
FS2252K	2	140	525	675	720	£1908.00
FS2252E	2	140	525	675	720	£2126.00
FS2254K	4	266	525	675	1405	£2808.00
FS2254E	4	266	525	675	1405	£3026.00
FSDPI08 - Data protection insert		20				£621.00



Electronic Locking (E), Key Locking (K). 90 Minutes fire protection for paper records & data when FSDPI08 is used. Water resistant seals prevent damage to contents against sprinkler systems. Able to accommodate Foolscap, A4 & A5 files using width adjustable rails. Independent drawer locking allows any combinations of open or locked drawers.



FS1303E FS1304E



TITAN FS1280E SERIES

	Litres	Weight KG	Dimensions			RRP
			W	D	H	
FS1301E	13	17	405	355	300	£459.00
FS1302E	20	21	430	430	315	£526.00
FS1303E	28	28	350	430	490	£550.00
FS1304E	30	30	430	430	490	£627.00

60 minutes fire protection for paper records & digital media, DVD's & USB sticks. Recommended for £2,000 overnight cash cover or £20,000 for valuables. High security electronic lock. Drop tested from 9.1 meters & suitable for base fixing (bolts supplied).



FSDPI03

DATA PROTECTION

	RRP
FSDPI03	£516.00

Insert for FS1510K/E Series (Except FS1511K/E) & FS1910E Series



FS1912E FS1913E FS1914E FS1513K FS1514K/E FS1512K



FIRE COMMANDER FS1910E SERIES

	Litres	Weight KG	Dimensions			RRP
			W	D	H	
FS1911E	220	260	690	650	1160	£2577.00
FS1912E	338	340	690	650	1685	£3829.00
FS1913E	332	358	950	650	1160	£4493.00
FS1914E	626	554	1125	650	1685	£5205.00



FIRE RANGER FS1510K/E SERIES

	Litres	Weight KG	Dimensions			RRP
			W	D	H	
FS1511K	230	77	600	520	1225	£1519.00
FS1511E	230	77	600	520	1225	£1664.00
FS1512K	359	106	930	520	1225	£1958.00
FS1512E	359	106	930	520	1225	£2042.00
FS1513K	615	152	930	520	1950	£2449.00
FS1513E	615	152	930	520	1950	£2579.00
FS1514K	851	194	1255	520	1950	£3059.00
FS1514E	851	194	1255	520	1950	£3207.00

Electronic Locking (E), Key Locking (K). 30 Minutes fire protection for paper records. High security VDS Class 1 key lock or electronic locking with LED display. Recommended for £1,500 overnight cash cover or £15,000 for valuables. Height adjustable shelves that also include hanging rails for lateral files.

KEY

- CE Certified
- Optional Fingerprint Lock
- Drop Test Approved
- Fitted with Keylock
- Fire Resistant for Data
- Water Resistant
- Provides Fire Protection for paper
- Fire Resistant for CD/DVD/USB
- Recommended Insurance Rating
- Fitted with Electronic Lock

Tested to the Swedish NT Fire 017 120 Paper standard, providing 120 minutes fire protection for paper documents. Tested to MTC DIP120 - 60DM Fire Test standard providing up to 60 minutes fire protection for DVDs, memory sticks and hard drives. Recommended for an overnight cash risk of £2,500.00 or £25,000.00 valuables. Fitted with a high security and user friendly electronic lock with clear LED display. Supplied with height adjustable shelves.

SAFES

2 YR COMPONENT GUARANTEE
MADE TO ORDER
21 DAYS



KS0031E KS0032E KS0033E



KC0604K KC0607K



ELECTRONIC KEY SAFES KS0030E SERIES

	Hooks	Weight KG	Dimensions			RRP
			W	D	H	
KS0031E	30	6.5	300	100	280	£194.00
KS0032E	48	7.5	300	100	360	£205.00
KS0033E	144	20	430	130	660	£339.00

High quality electronic locking with override key lock (2 keys supplied). Suitable for 30, 48 & 144 keys. Coloured key rings & tags supplied. Key deposit slot allows keys to be deposited without opening the safe. Ready prepared for floor or wall fixing (bolts supplied).

Commercial Key Cabinets KC0600 Series

	Litres	Weight KG	Dimensions			RRP
			W	D	H	
KC0601K	42	4	270	80	350	£112.00
KC0602K	64	6	300	80	450	£152.00
KC0603K	100	7	380	80	550	£197.00
KC0604K	200	11	380	140	550	£258.00
KC0605K	300	14	380	205	550	£377.00
KC0606K	400	20	730	140	550	£449.00
KC0607K	600	28	730	205	550	£614.00

Cabinets are manufactured with a high quality cylinder key lock supplied with 2 keys. Each unit comes with adjustable hook bars and number labels with pre-drilled fixing holes for wall mounting. Finished in a high quality durable powder coated finish.



COMPACT HOME / OFFICE SS0800E SERIES

	Litres	Weight KG	Dimensions			RRP
			W	D	H	
SS0801E	10	6	310	200	200	£136.00
SS0802E	17	8	350	250	250	£159.00
SS0803E	34	12	450	365	250	£240.00
SS0804E	51	19	350	310	500	£285.00
SS0805E	88	23	370	445	560	£349.00



Recommended for £1,000 overnight cash cover or £10,000 for valuables. Advanced user friendly electronic locking with high security anti-tamper or bounce solenoid locking system. Ready prepared for fixing to the floor or wall. Ready prepared for floor or wall fixing (bolts supplied). Fitted with bright internal LED light.



KS0042C KS0043C



SS1181K SS1182E SS1183K



LYNX SS1170 SERIES

	Litres	Weight KG	Dimensions			RRP
			W	D	H	
KS0042C	4	1.6	330	65	225	£68.00
KS0043C	5	2.2	275	65	345	£78.00

Recommended for £3,000 overnight cash cover or £30,000 for valuables. Fitted with high security VdS Class 1 key lock (2 keys supplied). The door is secured by twin live locking bolts. Ready prepared for floor or wall fixing (bolts supplied).



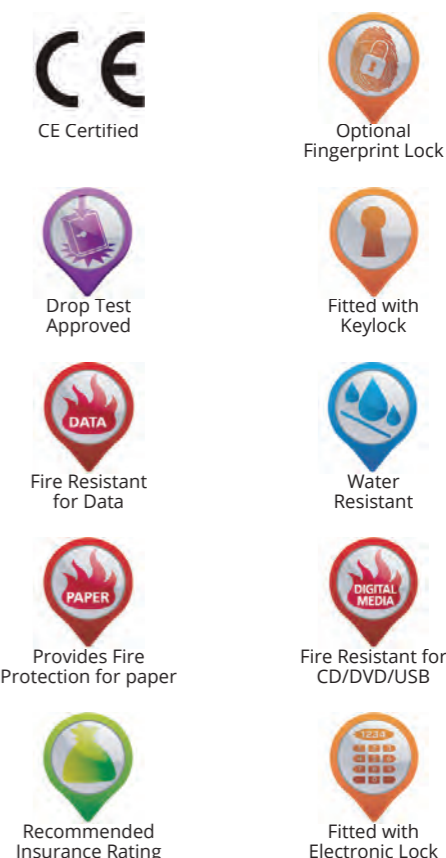
FORTRESS SS1180K/E SERIES

	Litres	Weight KG	Dimensions			RRP
			W	D	H	
SS1181K	7	15	350	300	220	£354.00
SS1181E	7	15	350	300	220	£574.00
SS1182K	24	25	450	350	350	£473.00
SS1182E	24	25	450	350	350	£698.00
SS1183K	42	37	450	350	550	£640.00
SS1183E	42	37	450	350	550	£865.00

ECB.S Certified & AIS (Association of Insurance Surveyors) Approved Electronic Locking (E), Key Locking (K). Tested to European S2 Security Standard (EN14450) providing £4,000 cash cover and £40,000 valuable cover. Anti drill plates for added security. High security VdS Class 1 double bitted key lock or electronic lock & time delay. Ready prepared for floor fixing (bolts supplied for concrete).

E&EO. All items are subject to VAT, where applicable.

KEY



BISLEY STEEL LOCKERS

5 YR
COMPONENT
GUARANTEE

LOCKABLE

- 305mm deep version has a shelf and hook
- 457mm deep version has a shelf and rail
- Cam lock fitted as standard and supplied with 2 keys
- Ventilation holes to allow air to circulate



1 DOOR LOCKER

	Dimensions			RRP
	W	D	H	
CLK121	305	305	1802	£180.00
CLK181	305	457	1802	£191.00

STOCKED FINISH

GOOSE
GREY
G/G

BISLEY

- Cam lock fitted as standard and supplied with 2 keys
- Ventilation holes to allow air to circulate



4 DOOR LOCKER

	Dimensions			RRP
	W	D	H	
CLK124	305	305	1802	£255.00
CLK184	305	457	1802	£265.00

STOCKED FINISH

GOOSE
GREY
G/G

BISLEY

- Two door cupboards come with a hook
- Cam lock fitted as standard and supplied with 2 keys
- Ventilation holes to allow air to circulate



2 DOOR LOCKER

	Dimensions			RRP
	W	D	H	
CLK122	305	305	1802	£206.00
CLK182	305	457	1802	£223.00

STOCKED FINISH

GOOSE
GREY
G/G

BISLEY

- Cam lock fitted as standard and supplied with 2 keys
- Ventilation holes to allow air to circulate



6 DOOR LOCKER

	Dimensions			RRP
	W	D	H	
CLK126	305	305	1802	£286.00
CLK186	305	457	1802	£318.00

STOCKED FINISH

GOOSE
GREY
G/G

BISLEY

STEEL LOCKERS

5 YR COMPONENT GUARANTEE

LOCKABLE

MADE TO ORDER 14 DAYS

- Biocote paint finish to offer antibacterial surface
- Single door lockers come with coat hook and hat shelf
- Ventilated top and bottom to allow for air circulation
- Meets BS4680-1996 standard duty clothes locker
- Drop ship to UK mainland within 14-21 days
- Postcode restrictions apply



1 DOOR LOCKER

	Dimensions			RRP
	W	D	H	
TC1DRLK30	305	305	1802	£214.00
TC1DRLK45	305	457	1802	£260.00

MADE TO ORDER FINISHES

LIGHT GREY	BLUE	GREEN	RED	YELLOW
LG	BL	GR	RD	YE

- Biocote paint finish to offer antibacterial surface
- Ventilated top and bottom to allow for air circulation
- Meets BS4680-1996 standard duty clothes locker
- Drop ship to UK mainland within 14-21 days
- Postcode restrictions apply




4 DOOR LOCKER

	Dimensions			RRP
	W	D	H	
TC4DRLK30	305	305	1802	£338.00
TC4DRLK45	305	457	1802	£383.00

MADE TO ORDER FINISHES

LIGHT GREY	BLUE	GREEN	RED	YELLOW
LG	BL	GR	RD	YE

- Biocote paint finish to offer antibacterial surface
- Ventilated top and bottom to allow for air circulation
- Meets BS4680-1996 standard duty clothes locker
- Drop ship to UK mainland within 14-21 days
- Postcode restrictions apply



2 DOOR LOCKER

	Dimensions			RRP
	W	D	H	
TC2DRLK30	305	305	1802	£286.00
TC2DRLK45	305	457	1802	£324.00

MADE TO ORDER FINISHES

LIGHT GREY	BLUE	GREEN	RED	YELLOW
LG	BL	GR	RD	YE

- Biocote paint finish to offer antibacterial surface
- Ventilated top and bottom to allow for air circulation
- Meets BS4680-1996 standard duty clothes locker
- Drop ship to UK mainland within 14-21 days
- Postcode restrictions apply



6 DOOR LOCKER

	Dimensions			RRP
	W	D	H	
TC6DRLK30	305	305	1802	£425.00
TC6DRLK45	305	457	1802	£465.00

MADE TO ORDER FINISHES

LIGHT GREY	BLUE	GREEN	RED	YELLOW
LG	BL	GR	RD	YE

E&EO. All items are subject to VAT, where applicable.

EXECUTIVE DESKING

// 09

In need of something a little fancier? You'll find it here. This range is designed to add a touch of high end to your office without compromising on comfort or style.

CONTENTS

- 110 Regent
- 112 Regent Bookcases & Cupboards
- 113 Regent Meeting Tables



REGENT

5 YR
COMPONENT
GUARANTEE

36MM
TOP
THICKNESS

RECTANGULAR
W



BOW FRONTED EXECUTIVE DESK

	Dimensions			RRP
	W	D	H	
TR2090	2000	900	750	£576.00

RECTANGULAR EXECUTIVE DESK

	Dimensions			RRP
	W	D	H	
TR1890	1800	900	750	£524.00



UNDER DESK PEDESTAL

	Dimensions			RRP
	W	D	H	
TRUDP3	435	565	700	£419.00

- High-end executive range available in two colours
- 36mm top thickness
- Circular brush plate cable port
- Chrome feet

STOCKED FINISHES

DARK WALNUT	NOVA OAK
DW	NO



REGENT BOOKCASES & CUPBOARDS

5 YR COMPONENT GUARANTEE

36MM TOP THICKNESS

FIXED SHELF



STOCKED FINISHES

DARK WALNUT	NOVA OAK
DW	NO

- Part of our Regent range with premium wood finishes and chrome detailing
- Chrome glide feet for a stylish look

		Shelves	Dimensions			RRP
			W	D	H	
TR8040	Bookcase	1	1005	404	800	£315.00
TR1640	Bookcase	3	1005	404	1560	£524.00
TR8040CP	Cupboard	1	1005	404	800	£446.00
TR1640CP	Cupboard	3	1005	404	1560	£733.00



E&EO. All items are subject to VAT, where applicable.

REGENT MEETING TABLES

5 YR COMPONENT GUARANTEE

36MM TOP THICKNESS

RECTANGULAR W



STOCKED FINISHES

DARK WALNUT	NOVA OAK
DW	NO



MEETING TABLE

	Dimensions			RRP
	W	D	H	
TR1200MT	1200	1200	750	£393.00

BOARDROOM TABLE

	Dimensions			RRP
	W	D	H	
TR1810BT	1800	1150	750	£503.00
TR2410BT	2400	1250	750	£628.00

MEETING TABLES

// 10

While you might not be in control of the agenda, exert control by choosing what people are sitting at during meetings. With this range of products, style and comfort can go hand in hand. We have included products that promote an all-round flexible and modern meeting environment.

CONTENTS

116	Plateau	129	Lux
118	Plateau High	130	Windsor
120	Fraction Infinity Tables	131	Aerofoil
122	Tilting Tables	132	Start 18 Multipurpose
123	Economy Tilting Tables	134	Contract Tables
124	Union Folding Tables		
126	One Table		
127	Boardroom Tables		
128	Reflex		

PLATEAU

5YR COMPONENT GUARANTEE
25MM TOP THICKNESS
MADE TO ORDER
28 DAYS



ROUND MEETING TABLE

	Dimensions			RRP
	W	D	H	
ZPLA1200D	1200	1200	740	£754.00
ZPLA1400D	1400	1400	740	£802.00



SQUARE MEETING TABLE

	Dimensions			RRP
	W	D	H	
ZPLA1414S	1400	1400	740	£982.00
ZPLA1616S	1600	1600	740	£1049.00



RECTANGULAR MEETING TABLE

	Dimensions			RRP
	W	D	H	
ZPLA1680R	1600	800	740	£907.00
ZPLA1890R	1800	900	740	£948.00
ZPLA2010R	2000	1000	740	£999.00
ZPLA2210R	2200	1000	740	£1017.00
ZPLA2412R	2400	1200	740	£1130.00
ZPLA2814R	2800	1400	740	£1611.00



BARREL MEETING TABLE

	Dimensions			RRP
	W	D	H	
ZPLA2010B	2000	1000	740	£1014.00
ZPLA2412B	2400	1200	740	£1146.00



LOW STOOL

		Dimensions			RRP
		W	D	H	
SPS-LSTL	Plain top	375	375	500	£417.00
SPS-LSTL-BTN	Button Top	375	375	500	£422.00



BENCH

		Dimensions			RRP
		W	D	H	
SP-SPS-N	Plain top	1180	375	500	£698.00
SP-BEN-BTN	Button top	1180	375	500	£736.00

TOP FINISHES // FRAME FINISHES



FABRIC FINISH



// NOTE: Priced in Camira Rivet



PLATEAU HIGH

5 YR
COMPONENT
GUARANTEE

25 MM
TOP
THICKNESS

MADE
TO
ORDER
28 DAYS



HIGH TABLE

	Dimensions			RRP
	W	D	H	
ZPLAP1410R	1400	1000	830	£1241.00
ZPLAP1610R	1600	1000	830	£1294.00
ZPLAP1810R	1800	1000	830	£1345.00
ZPLAP2010R	2000	1000	830	£1398.00
ZPLAP2210R	2200	1000	830	£1448.00
ZPLAP2410R	2400	1000	830	£1501.00

HIGH STOOL

		Dimensions			RRP
		W	D	H	
SP-SPS-HSTL	Plain	375	375	830	£616.00
SP-SPS-HSTL-BTN	Button	375	375	830	£627.00

TOP FINISHES // FRAME FINISHES



FABRIC FINISH



// NOTE: Priced in Camira Rivet



5 YR COMPONENT GUARANTEE

25MM TOP THICKNESS

MADE TO ORDER 7 WEEKS

FRACTION INFINITY TABLES



SQUARE MEETING TABLES

	Dimensions			RRP
	W	D	H	
ZFIMT1212	1200	1200	740	£416.00
ZFIMT1414	1400	1400	740	£462.00
ZFIMT1616	1600	1600	740	£525.00


RECTANGULAR MEETING TABLES

	Dimensions			RRP
	W	D	H	
ZFIMT1480	1400	800	740	£342.00
ZFIMT1680	1600	800	740	£364.00
ZFIMT1880	1800	800	740	£374.00
ZFIMT2010	2000	1000	740	£490.00
ZFIMT2412	2400	1200	740	£619.00

MADE TO ORDER TOP FINISHES // FRAME FINISHES

BEECH	NOVA OAK	GREY OAK	WHITE	DARK WALNUT	MAPLE	WHITE	SILVER
BE	NO	GO	WH	DW	MA	WH	SV

- A modern twist on the traditional 4 leg table
- Intermediate legs facilitate larger tables to support teams working together or collaborative spaces
- Bespoke sizes available, please speak to our sales team for further information



5YR COMPONENT GUARANTEE
25MM TOP THICKNESS
MADE TO ORDER 28 DAYS

TILTING TABLES



D-END

	Dimensions			RRP
	W	D	H	
OTT1470DEND	1400	700	720	£587.00
OTT1680DEND	1600	800	720	£602.00



TRAPEZOIDAL

	Dimensions			RRP
	W	D	H	
OTT1680TRAP	1600	800	720	£599.00



RECTANGULAR

	Dimensions			RRP
	W	D	H	
OTT1270	1200	700	720	£577.00
OTT1280	1200	800	720	£579.00
OTT1470	1400	700	720	£587.00
OTT1480	1400	800	720	£589.00
OTT1670	1600	700	720	£599.00
OTT1680	1600	800	720	£602.00

- A mobile table with a user friendly quick release bar to tilt top
 - Available with a silver frame
 - Can be stacked or nested
 - Ideal for multi-functional rooms where space is at a premium
 - Lockable castors
- // **NOTE:** Dark walnut and maple tops are made to order - contact sales for lead time

MADE TO ORDER FINISHES // FRAME FINISHES

BEECH	NOVA OAK	GREY OAK	WHITE	DARK WALNUT	MAPLE	//	SILVER
BE	NO	GO	WH	DW	MA	//	SV

5YR COMPONENT GUARANTEE
25MM TOP THICKNESS

ECONOMY TILTING TABLES



ECONOMY D-END

	Dimensions			RRP
	W	D	H	
OETT1470DEND	1400	700	720	£346.00
OETT1680DEND	1600	800	720	£372.00



ECONOMY TRAPEZOIDAL

	Dimensions			RRP
	W	D	H	
OETT1680TRAP	1600	800	720	£372.00

- Only order with 800 depth Rectangular



ECONOMY RECTANGULAR


	Dimensions			RRP
	W	D	H	
OETT1270	1200	700	720	£319.00
OETT1280	1200	800	720	£319.00
OETT1470	1400	700	720	£346.00
OETT1480	1400	800	720	£346.00
OETT1670	1600	700	720	£372.00
OETT1680	1600	800	720	£372.00

STOCKED TOP FINISHES // FRAME FINISHES

BEECH	NOVA OAK	GREY OAK	WHITE	//	SILVER
BE	NO	GO	WH	//	SV

MADE TO ORDER TOP FINISHES

DARK WALNUT	MAPLE
DW	MA



UNION FOLDING TABLES

5^{YR}
COMPONENT
GUARANTEE

25^{MM}
TOP
THICKNESS



RECTANGULAR

	Dimensions			RRP	
	W	D	H	Silver	Chrome
OUFT1270	1200	700	725	£331.00	£341.00
OUFT1280	1200	800	725	£331.00	£341.00
OUFT1470	1400	700	725	£352.00	£362.00
OUFT1480	1400	800	725	£352.00	£362.00
OUFT1670	1600	700	725	£362.00	£373.00
OUFT1680	1600	800	725	£363.00	£373.00



TRAPEZOIDAL

	Dimensions			RRP	
	W	D	H	Silver	Chrome
OUFT1680TRAP	1600	800	725	£393.00	£403.00



D-END

	Dimensions			RRP	
	W	D	H	Silver	Chrome
OUFT1680DEND	1600	800	725	£393.00	£404.00

- Fold flat legs for easy storage
- Chrome and silver leg options
- Ideal for multi-functional rooms where space is at a premium
- Dark walnut and maple tops are made to order - contact sales for lead time

STOCKED TOP FINISHES // FRAME FINISHES

BEECH	NOVA OAK	GREY OAK	WHITE	SILVER	CHROME
BE	NO	GO	WH	SV	CR

MADE TO ORDER TOP FINISHES

DARK WALNUT	MAPLE
DW	MA



ONE TABLE

5 YR COMPONENT GUARANTEE
25 MM TOP THICKNESS
MADE TO ORDER
7 WEEKS



RECTANGULAR

	Dimensions			RRP
	W	D	H	
OFFPMT1280	1200	800	730	£210.00
OFFPMT1480	1400	800	730	£231.00
OFFPMT1680	1600	800	730	£252.00
OFFPMT1880	1800	800	730	£273.00

CIRCULAR

	Dimensions			RRP
	W	D	H	
OFFPCMT10D	1000	1000	730	£218.00
OFFPCMT12D	1200	1200	730	£239.00

BOARDROOM TABLES

5 YR COMPONENT GUARANTEE
25 MM TOP THICKNESS



ROUND MEETING TABLE

	Dimensions			RRP
	W	D	H	
TES1100D	1100	1100	730	£271.00

D-END MEETING TABLE

	Dimensions			RRP
	W	D	H	
TK1810DE	1800	1000	730	£571.00
TK2412DE	2400	1200	730	£685.00

STOCKED FINISHES

BEECH	NOVA OAK	GREY OAK	WHITE
BE	NO	GO	WH

MADE TO ORDER FINISHES

DARK WALNUT	MAPLE
DW	MA

• Dark walnut and maple are made to order - contact sales for lead time



BOARDROOM TABLE 1800

	Dimensions			RRP
	W	D	H	
OFFPBD1800	1800	1200	730	£271.00

BOARDROOM TABLE 2400

	Dimensions			RRP
	W	D	H	
OFFPBD2400	2400	1200	730	£351.00

MADE TO ORDER TOP FINISHES // FRAME FINISH

BEECH	NOVA OAK	GREY OAK	WHITE	DARK WALNUT	MAPLE	//	SILVER
BE	NO	GO	WH	DW	MA		SV



REFLEX

5 YR
COMPONENT
GUARANTEE

MADE
TO
ORDER

21 DAYS



ONE PIECE OCTAGONAL CONFERENCE TABLE

	Dimensions			RRP MFC
	W	D	H	
ROCT2400	2400	1000	740	£2281.00
ROCT2600	2600	1200	740	£2355.00
ROCT2800	2800	1200	740	£2451.00
ROCT3000	3000	1400	740	£3534.00

ONE PIECE RECTANGULAR MEETING TABLE

	Dimensions			RRP MFC
	W	D	H	
RMT16/10	1600	1000	740	£1573.00
RMT18/10	1800	1000	740	£1727.00
RMT20/12	2000	1200	740	£1951.00
RMT22/12	2200	1200	740	£2108.00
RMT24/12	2400	1200	740	£2264.00
RMT26/14	2600	1400	740	£2410.00
RMT28/14	2800	1400	740	£2486.00



- Tapered angled legs with steel subframe
- Adjustable levelling feet
- Supplied with horizontal three channel cable management when ordered with a power module. See Page 131

TWO PIECE RECTANGULAR MEETING TABLE

	Dimensions			RRP MFC
	W	D	H	
RMT30/14	3000	1400	740	£3328.00
RMT32/14	3200	1400	740	£3399.00
RMT36/14	3600	1400	740	£3537.00
RMT40/14	4000	1400	740	£3675.00
RMT44/14	4400	1400	740	£3814.00
RMT48/14	4800	1400	740	£3951.00

MFC FINISHES

ASH	AUTUMN CHERRY	BEECH	CHESTER OAK	ENGLISH WALNUT
A	C	B	O	W
GREY	GREY NEBRASKA OAK	LAURENTII WENGE	NATURAL NEBRASKA OAK	WHITE
G	GNO	WE	NNO	WH

FRAME FINISHES

SILVER	BLACK GRAPHITE	WHITE
SF	BGF	WF



LUX

5 YR
COMPONENT
GUARANTEE

MADE
TO
ORDER

21 DAYS



1000 DEEP RECTANGULAR MEETING TABLE

	Dimensions			RRP MFC
	W	D	H	
LUXMT12/10	1200	1000	725	£1433.00
LUXMT14/10	1400	1000	725	£1503.00
LUXMT16/10	1600	1000	725	£1574.00
LUXMT18/10	1800	1000	725	£1727.00
LUXMT20/10	2000	1000	725	£1883.00
LUXMT22/10	2200	1000	725	£2037.00
LUXMT24/10	2400	1000	725	£2193.00
LUXMT26/10	2600	1000	725	£2270.00
LUXMT28/10	2800	1000	725	£2349.00

1200 DEEP OCTAGONAL CONFERENCE TABLE

	Dimensions			RRP MFC
	W	D	H	
LUXOCT2600	2600	1200	725	£2355.00
LUXOCT2800	2800	1200	725	£2451.00



- Tapered oak angled legs as standard
- Steel sub frame
- Adjustable levelling feet
- Supplied with horizontal three channel cable management when ordered with a power module. See page 131

1400 DEEP RECTANGULAR MEETING TABLE

	Dimensions			RRP MFC
	W	D	H	
LUXMT16/14	1600	1400	725	£1709.00
LUXMT18/14	1800	1400	725	£1864.00
LUXMT20/14	2000	1400	725	£2023.00
LUXMT22/14	2200	1400	725	£2175.00
LUXMT24/14	2400	1400	725	£2331.00
LUXMT26/14	2600	1400	725	£2410.00
LUXMT28/14	2800	1400	725	£2486.00

MFC FINISHES

ASH	AUTUMN CHERRY	BEECH	CHESTER OAK	ENGLISH WALNUT
A	C	B	O	W
GREY	GREY NEBRASKA OAK	LAURENTII WENGE	NATURAL NEBRASKA OAK	WHITE
G	GNO	WE	NNO	WH

FRAME FINISHES

OAK	STAINED WALNUT	STAINED WENGE	STAINED WHITE
O	W	WE	WH



WINDSOR

- Gives a distinct and traditional look to any meeting or boardroom
- Hand finished
- MFC Finishes: Ash, Autumn Cherry, Beech, Chester Oak, English Walnut, Grey, Grey Nebraska Oak, Laurentii Wenge, Natural Nebraska Oak, White

5 YR
COMPONENT
GUARANTEE

MADE TO ORDER
21 DAYS



OVAL CONFERENCE TABLE

	Dimensions			RRP MFC
	W	D	H	
OVT24	2400	1200	740	£1624.00

- Arrowhead leg base with modesty panel. Seating up to 8 people



DOUBLE D ENDED CONFERENCE TABLE

	Dimensions			RRP MFC
	W	D	H	
DDT24	2400	1200	740	£1624.00

- Arrowhead leg base with modesty panel. Seating up to 8 people



BARREL CONFERENCE TABLE

	Dimensions			RRP MFC
	W	D	H	
BST24	2400	1200	740	£1624.00

- Arrowhead leg base with modesty panel. Seating up to 8 people



DOUBLE D ENDED CONFERENCE TABLE

	Dimensions			RRP MFC
	W	D	H	
CONF2AL	3400	1200	740	£2314.00

- Arrowhead leg base with modesty panel. Seating up to 10 people
- Supplied in 2 x 1700mm sections

MFC FINISHES

ASH	AUTUMN CHERRY	BEECH	CHESTER OAK	ENGLISH WALNUT	GREY	GREY NEBRASKA OAK	LAURENTII WENGE	NATURAL NEBRASKA OAK	WHITE
A	C	B	O	W	G	GNO	WE	NNO	WH



AEROFOIL

- A beautiful yet practical solution to your meeting room
- Optional power modules can be incorporated
- MFC Finishes: Ash, Autumn Cherry, Beech, Chester Oak, English Walnut, Grey, Grey Nebraska Oak, Laurentii Wenge, Natural Nebraska Oak, White
- Metalwork Finishes: Silver, Black Graphite, White

5 YR
COMPONENT
GUARANTEE

1 YR
GUARANTEE
ON ELECTRIC
ITEMS

MADE TO ORDER
21 DAYS



BARREL SHAPED BOARDROOM TABLE

	Dimensions			RRP MFC
	W	D	H	
ABT26	2600	1300	740	£2642.00
ABT28	2800	1300	740	£2685.00

- Barrel shaped top with elliptical base with silver extruded upright
- Horizontal & vertical cable management. Seating up to 8 people



BARREL SHAPED BOARDROOM TABLE

	Dimensions			RRP MFC
	W	D	H	
ABT40	4000	1300	740	£3966.00

- Barrel shaped top with elliptical base with silver extruded upright
- Horizontal & vertical cable management
- Seating up to 12 people. Supplied in 2 x 2000mm sections

MFC FINISHES

ASH	AUTUMN CHERRY	BEECH	CHESTER OAK	ENGLISH WALNUT	GREY	GREY NEBRASKA OAK	LAURENTII WENGE	NATURAL NEBRASKA OAK	WHITE
A	C	B	O	W	G	GNO	WE	NNO	WH

FRAME FINISHES

SILVER	BLACK GRAPHITE	WHITE
SF	BGF	WF

POWER MODULE TYPE 1

	RRP
PPM2/S	£433.00
PPM2/B	£558.00
PPM2/W	£558.00



- 2 x Power sockets, 3.15 Amps individually fused
- Available in black, silver & white

POWER MODULE TYPE 2

	RRP
PPM4/S	£601.00
PPM4/B	£776.00
PPM4/W	£776.00



- 4 x Power sockets, 3.15 Amps individually fused
- Available in black, silver & white

POWER & DATA MODULE TYPE 1

	RRP
PPMD2/S	£568.00
PPMD2/B	£687.00
PPMD2/W	£687.00



- 2 x Power sockets, 3.15 Amps individually fused & 2 x Cat5e data sockets
- Includes 3 metre data cable
- Available in black, silver & white

POWER & DATA MODULE TYPE 2

	RRP
PPMD4/S	£725.00
PPMD4/B	£897.00
PPMD4/W	£897.00



- 4 x Power sockets, 3.15 Amps individually fused & 2 x Cat5e data sockets
- Includes 3 metre data cable
- Available in black, silver & white

POWER & DATA MODULE COLOURS



- Silver with Grey trim / **S** (Standard lead time)
- Black with Black trim / **B** (4 week lead time)
- White with Grey trim / **W** (4 week lead time)

MAINS CABLE - BLACK PLUG

	Length	RRP
3M	3000	£21.00
5M	5000	£26.00
7M	7000	£33.00



START 18 MULTIPURPOSE

5 YR
COMPONENT
GUARANTEE

18MM
TOP
THICKNESS



- A range of tables in three different shapes to enable you to make the best use of your space
- Flatpack frame construction
- Ideal for constructing meeting or boardroom tables of different shapes
- Dark walnut and maple tops are made to order - contact sales for lead time

RECTANGULAR DESK

	Dimensions			RRP
	W	D	H	
OMPT1280REC	1200	800	730	£140.00
OMPT1680REC	1600	800	730	£150.00
OMPT1880REC	1800	800	730	£156.00

SEMI-CIRCULAR DESK

	Dimensions			RRP
	W	D	H	
OMPT1680SEMI	1600	800	730	£265.00

TRAPEZOIDAL DESK

	Dimensions			RRP
	W	D	H	
OMPT1680TRAP	1600	692	730	£265.00

STOCKED TOP FINISHES // FRAME FINISHES

BEECH	NOVA OAK	GREY OAK	WHITE	//	SILVER
BE	NO	GO	WH		SV

MADE TO ORDER TOP FINISHES

DARK WALNUT	MAPLE
DW	MA



CONTRACT TABLES

5 YR
COMPONENT
GUARANTEE

25 MM
TOP
THICKNESS



LOW TABLE

	Dimensions			RRP
	W	D	H	
CH2683	600	600	430	£283.00
CH2693	800	800	430	£339.00



MEDIUM TABLE

	Dimensions			RRP
	W	D	H	
CH2684	600	600	725	£317.00
CH2694	800	800	725	£372.00



HIGH TABLE

	Dimensions			RRP
	W	D	H	
CH2685	600	600	1105	£404.00
CH2695	800	800	1105	£445.00

- Dark walnut and maple tops are made to order - contact sales for lead time

STOCKED TOP FINISHES // FRAME FINISHES

BEECH	NOVA OAK	GREY OAK	WHITE	//	WHITE	SILVER
BE	NO	GO	WH		WH	SV

MADE TO ORDER TOP FINISHES

DARK WALNUT	MAPLE
DW	MA

E&EO. All items are subject to VAT, where applicable.



RECEPTION

// 11

Great first impressions are essential, and nothing says welcome more than a new open space featuring a contemporary reception unit and a big smile. With our modular units, space needn't ever be an issue - create your own.

CONTENTS

- 138 Modular Reception
- 140 Reception



MODULAR RECEPTION

5 YR
COMPONENT
GUARANTEE

25 MM
TOP
THICKNESS



STRAIGHT UNITS

	Dimensions			RRP
	W	D	H	
RCM800SBU	800	800	742	£281.00
RCM1200SBU	1200	800	742	£346.00

CORNER UNIT

	Dimensions			RRP
	W	D	H	
RCMCB	800	800	742	£351.00

STRAIGHT TOPS

	Dimensions			RRP
	W	D	H	
RCM800SHU	800	315	400	£179.00
RCM1200SHU	1200	315	400	£190.00

CORNER TOP

	Dimensions			RRP
	W	D	H	
RCMCH	800	800	400	£249.00

STOCKED FINISH

WHITE
WH

MADE TO ORDER FINISHES

BEECH	NOVA OAK	GREY OAK	DARK WALNUT	MAPLE
BE	NO	GO	DW	MA

- Combine base units and optional counter tops to create your ideal solution
- 25mm top thickness
- Reception units are offered in 6 wood finishes to complement your office
- Beech, nova oak, grey oak, dark walnut and maple are made to order - contact sales for lead time



RECEPTION

5 YR COMPONENT GUARANTEE

25 MM TOP THICKNESS



UNITS

	Dimensions			RRP
	W	D	H	
RCA1400	1460	890	1165	£598.00
RCA1600	1660	890	1165	£657.00

UNIT WITH EXTENSIONS

	Dimensions			RRP
	W	D	H	
RCA1400EX	2400	890	1165	£776.00
RCA1600EX	2600	890	1165	£832.00



- A self-contained reception unit with a high shelf and private desk with cable ports
- Extension unit available for extra space or to allow access for wheelchair users
- A light is also available to illuminate the back of the unit
- Dark walnut and maple are made to order - contact sales for lead time

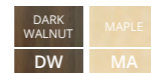
LIGHTING PACK

	RRP
RCALIGHT	£174.00

STOCKED TOP & SIDE FINISHES // EXTENSION LEG FINISH



MADE TO ORDER TOP & SIDE FINISHES




RECEPTION MIX & MATCH


The reception desk has the option to separately pick the finish of the tops and sides, enabling you to mix finishes and create a reception unit that fits in with the office decor.

When ordering, select the finish for **Box A** to choose the desk and reception tops and select the finish for **Box B** to choose the front and side panel finish.

Box A



Box B



THINGS TO CONSIDER

It is important to choose the correct office chair. The right chair promotes good posture and comfort, enhances productivity and provides a happy and comfortable workforce. The average office chair can be in use for 1900 hours a year. Our selection of office seating ranges from operator, through to executive and posture seating.

IMPORTANT THINGS TO CONSIDER:



MECHANISM USER GUIDE

	<p>FIXED BACK</p> <ul style="list-style-type: none"> • Seat moves up and down • Back can be raised or lowered • The backrest angle is fixed 		<p>PERMANENT CONTACT (PCB)</p> <ul style="list-style-type: none"> • Seat moves up and down • Back can be raised or lowered • Backrest angle can be fixed or set to free float - i.e. in 'permanent contact' with your back
	<p>ASYNCHRO / ASYNCHRO TORSION</p> <ul style="list-style-type: none"> • Seat moves up and down • Back can be raised or lowered • Backrest angle can be fixed or set to free float • Seat angle can be fixed to desired angle • Torsion control knob can be adjusted to match body weight 		<p>LOCK TILT</p> <ul style="list-style-type: none"> • Seat moves up and down • Tilt of chair can be locked or set to free float • Torsion control knob can be adjusted to match body weight
	<p>SYNCHRO</p> <ul style="list-style-type: none"> • Seat moves up and down • Backrest and seat angle can be fixed or set to free float (2:1 ratio) • Synchro chairs can be fixed in either 3, 4 or 5 positions • Torsion control knob can be adjusted to match body weight 		<p>KNEE - TILT</p> <ul style="list-style-type: none"> • Seat moves up and down • Backrest and seat angle can be fixed or set to free float (2:1 ratio) • Knee tilt chairs can be fixed in either 3, 4 or 5 positions • Torsion control knob can be adjusted to match body weight
	<p>RATCHET BACK</p> <ul style="list-style-type: none"> • Back can be raised or lowered independently of chair functions 		<p>LUMBAR SUPPORT</p> <ul style="list-style-type: none"> • Backrest provides support for the natural 'S' shape of the spine • Prevents slumping and reduces stress on the spine and pelvis
	<p>SEAT SLIDE</p> <ul style="list-style-type: none"> • Seat depth can be increased or decreased independently of chair functions 		<p>STACKING CHAIR</p> <ul style="list-style-type: none"> • Designed to be safely stacked • Recommended number of chairs per stack is stated in product details if relevant

Want to match your already existing décor? We offer an exciting unlimited fabrics service which allows you to choose your own fabric, and we'll do the rest. Look out for our unlimited fabrics icon on all products included in this service. Please see pages 276 - 281 for fabric options on seating.



TASK SEATING

// 13

Nobody wants to sit in an uncomfortable chair, especially uncomfortable task chairs, as they are designed to offer full support in all areas to those who use them. Our task chairs are designed to provide maximum daily support and make every day easy.



CONTENTS

146	Comforto 62	151	Scuba
146	Comforto 29	152	Kempes
147	Vogue	152	Fonseca
147	Vogue Visitor	153	Marlos
148	Denali HB	153	Carbon
148	Denali MB	154	Spark
149	Denali Visitor	154	Carlos
150	Maldini	155	Soho Mesh
151	Zico	155	Start Mesh

COMFORTO 62

5 YR COMPONENT GUARANTEE
 2 YR UPHOLSTERY GUARANTEE
 115 KG WEIGHT TOLERANCE
 8 H HOURS USAGE



- EU mesh back chair with five-star aluminium base
- Supplied with four-dimensional arms
- Pelvic and asymmetrical lumbar support with two handles to move each side forward or back

	Seat Dimensions	Back Dimensions	RRP
COMFORTO 62 // ERGONOMIC CHAIR	D460 W500 H440 - 570	W500 H630	£1595.00

FR: Low
 Fabric: 100% Man-made
 Mechanism: Synchro 1 / torsion / seat slide
 Arms: 4D adjustable

FABRIC FINISH
 BLACK
 BK

COMFORTO 29

5 YR COMPONENT GUARANTEE
 2 YR UPHOLSTERY GUARANTEE
 115 KG WEIGHT TOLERANCE
 8 H HOURS USAGE



- EU mesh back chair with five-star black base
- Supplied with three-dimensional arms
- Adjustable lumbar support and seat slide
- Tension and automatic weight control twist handle

	Seat Dimensions	Back Dimensions	RRP
COMFORTO 29 // ADJUSTABLE LUMBAR CHAIR	D450 W500 H450 - 565	W480 H530	£1050.00

FR: Low
 Fabric: 100% Man-made
 Mechanism: Synchro 4
 Arms: 3D adjustable

FABRIC FINISH
 BLACK
 BK

VOGUE

5 YR COMPONENT GUARANTEE
 2 YR UPHOLSTERY GUARANTEE
 115 KG WEIGHT TOLERANCE
 8 H HOURS USAGE



- A black high back mesh office chair with a chrome base
- Supplied with two-dimensional adjustable arms
- Synchro mechanism to adjust height and tilt

	Seat Dimensions	Back Dimensions	RRP
CH2622 // VOGUE HB	D510 W520 H460 - 545	W500 H610	£351.00

FR: Low
 Fabric: Mesh / 100% Man-made
 Mechanism: Synchro 4
 Arms: 2D adjustable

FABRIC FINISH
 BLACK
 BK

VOGUE VISITOR

5 YR COMPONENT GUARANTEE
 2 YR UPHOLSTERY GUARANTEE
 115 KG WEIGHT TOLERANCE
 8 H HOURS USAGE



- A black mid back mesh visitor chair with cantilever base
- Supplied with fixed arms
- Black cantilever base

	Seat Dimensions	Back Dimensions	RRP
CH2623 // VOGUE VISITOR	D500 W520 H425	W460 H685	£284.00

FR: Low
 Fabric: Mesh / 100% Man-made
 Arms: Fixed

FABRIC FINISH
 BLACK
 BK

DENALI HB



- A contemporary high back mesh chair with swivel base and built-in mesh headrest
- Supplied with height adjustable arms and built-in lumbar support

5 YR
COMPONENT
GUARANTEE

2 YR
UPHOLSTERY
GUARANTEE

115 KG
WEIGHT
TOLERANCE

8 H
HOURS USAGE

	Seat Dimensions	Back Dimensions	RRP
CH3300BK // DENALI HB + HEADREST	D500 W490 H480 - 555	W475 H635	£198.00

FR: Low
Fabric: Mesh / 100% Man-made
Mechanism: Lock tilt / lumbar support / torsion
Arms: 1D adjustable arms

FABRIC FINISHES

BLACK

BK

DENALI VISITOR



- A contemporary mid back mesh chair with a chrome cantilever base
- Supplied with black fixed arms
- Chrome cantilever base and skid feet

5 YR
COMPONENT
GUARANTEE

2 YR
UPHOLSTERY
GUARANTEE

115 KG
WEIGHT
TOLERANCE

8 H
HOURS USAGE

	Seat Dimensions	Back Dimensions	RRP
CH3302BK // DENALI VISITOR	D480 W490 H460	W450 H555	£160.00

FR: Low
Fabric: Mesh / 100% Man-made
Arms: Fixed

FABRIC FINISHES

BLACK

BK

DENALI MB



- A contemporary mid back mesh chair with black swivel base
- Supplied with black fixed arms

5 YR
COMPONENT
GUARANTEE

2 YR
UPHOLSTERY
GUARANTEE

115 KG
WEIGHT
TOLERANCE

8 H
HOURS USAGE

	Seat Dimensions	Back Dimensions	RRP
CH3301BK // DENALI MB	D480 W480 H455 - 555	W455 H550	£160.00

FR: Low
Fabric: Mesh / 100% Man-made
Mechanism: Lock tilt / torsion
Arms: Fixed

FABRIC FINISHES

BLACK

BK



MALDINI



- Supplied with white height adjustable arms
- Aluminium base
- Height adjustable headrest
- Seat slide and adjustable lumbar support

	Seat Dimensions	Back Dimensions	RRP
CH0782WH // MALDINI BLACK	D510 W480 H440 - 535	W440 H690	£325.00
CH0782WHBL // MALDINI BLUE	D510 W480 H440 - 535	W440 H690	£325.00

FABRIC FINISHES

BLACK	ROYAL BLUE
BK	RB

FRAME FINISH

WHITE
WH

FR: Low
 Fabric: Mesh / 100% Man-made
 Mechanism: Synchro 4 / seat slide / torsion
 Arms: 1D adjustable

5 YR COMPONENT GUARANTEE
 2 YR UPHOLSTERY GUARANTEE
 115 KG WEIGHT TOLERANCE
 8 H HOURS USAGE

ZICO



- Supplied with fixed arms to match the frame
- Discrete permanent contact mechanism with small levers, for a stylish and functional look
- Aluminium base

	Seat Dimensions	Back Dimensions	RRP
CH0799 // ZICO	D470 W470 H460 - 550	W440 H495	£249.00

MESH FINISH

BLACK
BK

FRAME FINISH

WHITE
WH

FR: Low
 Fabric: Mesh
 Mechanism: PCB
 Arms: Fixed

2 YR COMPONENT GUARANTEE
 2 YR UPHOLSTERY GUARANTEE
 115 KG WEIGHT TOLERANCE
 8 H HOURS USAGE



SCUBA



- Supplied with fixed arms
- Contemporary mesh chair with chrome base
- Black seat and grey mesh back

	Seat Dimensions	Back Dimensions	RRP
CH0792GR // SCUBA	D510 W500 H420 - 520	W465 H570	£324.00

FABRIC FINISH

BLACK
BK

FRAME FINISH

GREY
GR

FR: Low
 Fabric: Mesh / 100% Man-made
 Mechanism: Lock-tilt / torsion
 Arms: Fixed

5 YR COMPONENT GUARANTEE
 2 YR UPHOLSTERY GUARANTEE
 115 KG WEIGHT TOLERANCE
 8 H HOURS USAGE

KEMPES



- A modern, stylish mesh-backed office chair with a built-in headrest
- Supplied with height adjustable arms
- Padded foam seat with textured covering

	Seat Dimensions	Back Dimensions	RRP
CH0780 // KEMPES	D500 W490 H410 - 510	W480 H560	£282.00

FR: Low
Fabric: Mesh / 100% Man-made
Mechanism: Lock tilt / torsion
Arms: 1D adjustable

FABRIC FINISH



5 YR COMPONENT GUARANTEE	2 YR UPHOLSTERY GUARANTEE	115 KG WEIGHT TOLERANCE	8 H HOURS USAGE
--------------------------------	---------------------------------	-------------------------------	--------------------

MARLOS



- Folding flip-up arms
- Modern, stylish mesh-backed office chair
- Available in five colours

	Seat Dimensions	Back Dimensions	RRP
CH0790 // MARLOS	D490 W530 H435 - 535	W495 H580	£196.00

FR: Low
Fabric: Mesh / 100% Man-made
Mechanism: Lock tilt / torsion
Arms: Folding

FABRIC FINISHES



5 YR COMPONENT GUARANTEE	2 YR UPHOLSTERY GUARANTEE	115 KG WEIGHT TOLERANCE	8 H HOURS USAGE
--------------------------------	---------------------------------	-------------------------------	--------------------

FONSECA



- A high back executive chair with a plush padded headrest and sides to hug the body
- Ample padding in seat to provide all-day comfort
- Supplied with black fixed arms and chrome base

	Seat Dimensions	Back Dimensions	RRP
CH2404 // FONSECA 2	D500 W490 H470 - 565	W490 H740	£220.00

FR: Medium
Fabric: Mesh / Leather look
Mechanism: Lock tilt / torsion
Arms: Fixed

FABRIC FINISH



2 YR COMPONENT GUARANTEE	2 YR UPHOLSTERY GUARANTEE	115 KG WEIGHT TOLERANCE	8 H HOURS USAGE
--------------------------------	---------------------------------	-------------------------------	--------------------

CARBON



- A low back office chair with unique folding arms
- Mesh back keeps you cool all day
- Black and silver base as standard

	Seat Dimensions	Back Dimensions	RRP
CH1730 // CARBON	D500 W500 H465 - 560	W470 H570	£240.00

FR: Low
Fabric: Mesh / 100% Man-made
Mechanism: PCB / torsion
Arms: Folding

FABRIC FINISH



2 YR COMPONENT GUARANTEE	2 YR UPHOLSTERY GUARANTEE	115 KG WEIGHT TOLERANCE	8 H HOURS USAGE
--------------------------------	---------------------------------	-------------------------------	--------------------

SPARK

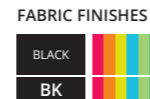


- Sliding seat as standard
- Modern design with a synchronous mechanism, a mesh back and 1D adjustable arms

	Seat Dimensions	Back Dimensions	RRP
CH0781 // SPARK	D470 W480 H430 - 550	W450 H540	£291.00

Unlimited Fabric
Please call for pricing

FR: Low
Fabric: Mesh / 100% Man-made
Mechanism: Synchronous
Arms: 1D adjustable



5 YR COMPONENT GUARANTEE | 2 YR UPHOLSTERY GUARANTEE | 115 KG WEIGHT TOLERANCE | 8 H HOURS USAGE

SOHO MESH



- Available in two frame colours: black and white
- Lock-tilt mechanism
- Supplied with fixed arms to match frame
- Breathable mesh back

	Seat Dimensions	Back Dimensions	RRP
CH1899 // SOHO MESH	D500 W490 H465 - 540	W465 H610	£129.00

FR: Low
Fabric: Mesh / 100% Man-made
Mechanism: Lock-tilt
Arms: Fixed



2 YR COMPONENT GUARANTEE | 2 YR UPHOLSTERY GUARANTEE | 115 KG WEIGHT TOLERANCE | 8 H HOURS USAGE

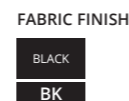
CARLOS



- Lock-tilt mechanism with torsion control
- Supplied with fixed arms
- Breathable mesh back

	Seat Dimensions	Back Dimensions	RRP
CH2406BK // CARLOS HB	D530 W500 H490 - 585	W475 H725	£142.00

FR: Low
Fabric: Mesh / 100% Man-made
Mechanism: Lock-tilt / torsion
Arms: Fixed



5 YR COMPONENT GUARANTEE | 2 YR UPHOLSTERY GUARANTEE | 115 KG WEIGHT TOLERANCE | 8 H HOURS USAGE

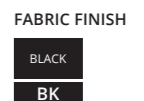
START MESH



- A mesh-backed office chair with a chrome base, ideal for home offices
- Supplied with height adjustable arms
- Padded foam seat with textured covering

	Seat Dimensions	Back Dimensions	RRP
CH1743 // START MESH	D490 W490 H455 - 545	W460 H580	£150.00

FR: Low
Fabric: Mesh / 100% Man-made
Mechanism: Lock tilt / torsion
Arms: 1D adjustable



24HR & POSTURE

// 14

This section is for the hard workers, long shift doers and those needing a little more support. These chairs are designed to be robust and provide you with all the strength and flexibility you need.

CONTENTS

158	Strata	167	Caracal
159	Fonz	168	Maxi Ergo
160	Alto	169	Calypso Ergo
161	Chachi	170	Wave Posture
162	Cheetah	171	Bearing
163	Panther	172	Aspect
164	Vista	173	Mode
165	Marathon		
166	Call Centre		



STRATA

10^{YR}
COMPONENT
GUARANTEE

2^{YR}
UPHOLSTERY
GUARANTEE

152^{KG}
WEIGHT
TOLERANCE

24^H
HOURS USAGE

PHYSIO APPROVED

ERGONOMIC FEATURES
TESTED AND APPROVED FOR
OFFICE USE BY A QUALIFIED
PHYSIOTHERAPIST

24 HOUR 24 STONE

SUITABLE FOR CONTINUOUS
USE IN DEMANDING WORKING
ENVIRONMENTS



	Seat Dimensions	Back Dimensions	RRP
CH0735 // STRATA MESH HIGH BACK	D530 W520 H470 - 540	W540 H685	£672.00

FR: Low
Fabric: Mesh / 100% Man-made
Mechanism: Synchro 4 / seat slide
Arms: 1D adjustable

FABRIC FINISH

BLACK
BK



E&EO. All items are subject to VAT, where applicable.

FONZ

5^{YR}
COMPONENT
GUARANTEE

2^{YR}
UPHOLSTERY
GUARANTEE

152^{KG}
WEIGHT
TOLERANCE

24^H
HOURS USAGE

PHYSIO APPROVED

ERGONOMIC FEATURES
TESTED AND APPROVED FOR
OFFICE USE BY A QUALIFIED
PHYSIOTHERAPIST

24 HOUR 24 STONE

SUITABLE FOR CONTINUOUS
USE IN DEMANDING WORKING
ENVIRONMENTS



	Seat Dimensions	Back Dimensions	RRP
CH0730 // FONZ	D460 W490 H495 - 575	W495 H660	£469.00

FR: Low
Fabric: Mesh / 100% Man-made
Mechanism: Synchro 3 / torsion
Arms: 2D adjustable

FABRIC FINISH

BLACK
BK



ALTO

- 5 YR COMPONENT GUARANTEE
- 2 YR UPHOLSTERY GUARANTEE
- 115 KG WEIGHT TOLERANCE
- 8 H HOURS USAGE



	Seat Dimensions	Back Dimensions	RRP
CH1914 // ALTO	D490 W520 H470 - 565	W480 H570	£331.00

FR: Medium
Fabric: Mesh
Mechanism: Synchro / torsion / seat slide
Arms: 1D adjustable

FABRIC FINISH
BLACK
BK



E&EO. All items are subject to VAT, where applicable.

CHACHI

- 5 YR COMPONENT GUARANTEE
- 2 YR UPHOLSTERY GUARANTEE
- 115 KG WEIGHT TOLERANCE
- 8 H HOURS USAGE

PHYSIO APPROVED

ERGONOMIC FEATURES TESTED AND APPROVED FOR OFFICE USE BY A QUALIFIED PHYSIOTHERAPIST



	Seat Dimensions	Back Dimensions	RRP
CH1910 // CHACHI	D490 W500 H460 - 560	W515 H730	£409.00

FR: Medium
Fabric: Mesh
Mechanism: Synchro 3 / torsion
Arms: 3D Adjustable

FABRIC FINISH
BLACK
BK



CHEETAH

5 YR COMPONENT GUARANTEE

2 YR UPHOLSTERY GUARANTEE

152 KG WEIGHT TOLERANCE

24 H HOURS USAGE

PHYSIO APPROVED

ERGONOMIC FEATURES TESTED AND APPROVED FOR OFFICE USE BY A QUALIFIED PHYSIOTHERAPIST

24 HOUR 24 STONE

SUITABLE FOR CONTINUOUS USE IN DEMANDING WORKING ENVIRONMENTS



	Seat Dimensions	Back Dimensions	RRP
CH1110 // LEATHER CHEETAH	D490 W530 H490 - 550	W530 H725	£551.00
CH1111 // FABRIC CHEETAH	D490 W530 H490 - 550	W530 H725	£527.00

CH1110
FR: Low
Fabric: Leather faced
Mechanism: Asynchro / torsion / ratchet back / seat slide
Arms: 2D adjustable

CH1111
FR: Med
Fabric: Wool mix
Mechanism: Asynchro / torsion / ratchet back / seat slide
Arms: 2D adjustable

LEATHER FINISH



FABRIC FINISHES



E&EO. All items are subject to VAT, where applicable.

PANTHER

5 YR COMPONENT GUARANTEE

2 YR UPHOLSTERY GUARANTEE

152 KG WEIGHT TOLERANCE

24 H HOURS USAGE

PHYSIO APPROVED

ERGONOMIC FEATURES TESTED AND APPROVED FOR OFFICE USE BY A QUALIFIED PHYSIOTHERAPIST

24 HOUR 24 STONE

SUITABLE FOR CONTINUOUS USE IN DEMANDING WORKING ENVIRONMENTS



	Seat Dimensions	Back Dimensions	RRP
CH1101 // LEATHER PANTHER	D525 W515 H490 - 580	W525 H645	£516.00
CH1108 // FABRIC PANTHER	D525 W515 H490 - 580	W525 H645	£493.00

CH1101
FR: Low
Fabric: Leather faced
Mechanism: Asynchro / torsion / ratchet
Arms: 2D adjustable

CH1108
FR: Med
Fabric: Wool mix
Mechanism: Asynchro / torsion / ratchet
Arms: 2D adjustable

LEATHER FINISH



FABRIC FINISHES



VISTA

5^{YR} COMPONENT GUARANTEE	2^{YR} UPHOLSTERY GUARANTEE	152^{KG} WEIGHT TOLERANCE	24^H HOURS USAGE	UNLIMITED FABRICS
---	--	--	--------------------------------------	----------------------

PHYSIO APPROVED

ERGONOMIC FEATURES TESTED AND APPROVED FOR OFFICE USE BY A QUALIFIED PHYSIOTHERAPIST

24 HOUR 24 STONE

SUITABLE FOR CONTINUOUS USE IN DEMANDING WORKING ENVIRONMENTS



	Seat Dimensions	Back Dimensions	RRP
CH0903PU // VISTA HB BLACK PU	D510 W520 H470 - 560	W480 H570	£498.00
CH0903 // VISTA HB FABRIC	D510 W520 H470 - 560	W480 H570	£422.00

Unlimited Fabric
Please call for pricing

PU FINISH



FABRIC FINISHES



FR: Med
Fabric: 100% Man-made
Mechanism: Asynchro / torsion / seat slide / lumbar / ratchet back
Arms: 2D adjustable



E&EO. All items are subject to VAT, where applicable.

MARATHON

5^{YR} COMPONENT GUARANTEE	2^{YR} UPHOLSTERY GUARANTEE	152^{KG} WEIGHT TOLERANCE	24^H HOURS USAGE
---	--	--	--------------------------------------

PHYSIO APPROVED

ERGONOMIC FEATURES TESTED AND APPROVED FOR OFFICE USE BY A QUALIFIED PHYSIOTHERAPIST

24 HOUR 24 STONE

SUITABLE FOR CONTINUOUS USE IN DEMANDING WORKING ENVIRONMENTS



	Seat Dimensions	Back Dimensions	RRP
CH1106 // FABRIC MARATHON	D540 W530 H470 - 560	W490 H640	£434.00

CH1106
FR: Med
Fabric: Wool mix
Mechanism: Asynchro / torsion / ratchet back
Arms: 2D adjustable

FABRIC FINISHES



CALL CENTRE

5 YR COMPONENT GUARANTEE

2 YR UPHOLSTERY GUARANTEE

152 KG WEIGHT TOLERANCE

24 H HOURS USAGE

PHYSIO APPROVED

ERGONOMIC FEATURES TESTED AND APPROVED FOR OFFICE USE BY A QUALIFIED PHYSIOTHERAPIST

24 HOUR 24 STONE

SUITABLE FOR CONTINUOUS USE IN DEMANDING WORKING ENVIRONMENTS



	Seat Dimensions	Back Dimensions	RRP
CH0905 // CALL CENTRE	D460 W480 H435 - 520	W430 H540	£318.00

FR: Med
Fabric: 100% Man-made
Mechanism: Asynchro / torsion / ratchet back
Arms: 2D adjustable

FABRIC FINISHES

ROYAL BLUE	CHARCOAL
RB	CH



E&EO. All items are subject to VAT, where applicable.

CARACAL

5 YR COMPONENT GUARANTEE

2 YR UPHOLSTERY GUARANTEE

115 KG WEIGHT TOLERANCE

8 H HOURS USAGE

PHYSIO APPROVED

ERGONOMIC FEATURES TESTED AND APPROVED FOR OFFICE USE BY A QUALIFIED PHYSIOTHERAPIST



	Seat Dimensions	Back Dimensions	RRP
CH0906 // CARACAL	D510 W515 H480 - 560	W500 H790	£347.00

FR: Med
Fabric: 100% Man-made
Mechanism: Asynchro / seat slide / ratchet back / lumbar
Arms: 1D adjustable

FABRIC FINISH

BLACK
BK



MAXI ERGO

5 YR
COMPONENT
GUARANTEE

2 YR
UPHOLSTERY
GUARANTEE

115 KG
WEIGHT
TOLERANCE

8 H
HOURS USAGE

PHYSIO APPROVED

ERGONOMIC FEATURES TESTED AND APPROVED FOR OFFICE USE BY A QUALIFIED PHYSIOTHERAPIST

// NOTE: This chair is only physio approved when used with the 1D arm

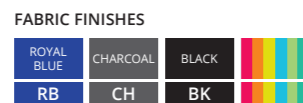
STOCKED IN ADVANTAGE FABRIC



	Seat Dimensions	Back Dimensions	RRP
CH0808 + AC1040 // MAXI ERGO + 1D ARMS	D500 W520 H490 - 620	W500 H600	£368.00
CH0808 + AC1082 // MAXI ERGO + FOLDING ARMS	D500 W520 H490 - 620	W500 H600	£390.00

Unlimited Fabric
Please call for pricing

FR: Med
Fabric: 100% Man-made
Mechanism: Asynchro / torsion / seat slide / lumbar pump / ratchet back



CALYPSO ERGO

2 YR
COMPONENT
GUARANTEE

2 YR
UPHOLSTERY
GUARANTEE

115 KG
WEIGHT
TOLERANCE

8 H
HOURS USAGE

PHYSIO APPROVED

ERGONOMIC FEATURES TESTED AND APPROVED FOR OFFICE USE BY A QUALIFIED PHYSIOTHERAPIST


// NOTE: This chair is only physio approved when used with the 1D arm



	Seat Dimensions	Back Dimensions	RRP
CH2810 + AC1040 // CALYPSO ERGO + 1D ARMS	D445 W460 H470 - 595	W450 H495	£257.00
CH2810 + AC1082 // CALYPSO ERGO + FOLDING ARMS	D445 W460 H470 - 595	W450 H495	£271.00

Unlimited Fabric
Please call for pricing

FR: Med
Fabric: 100% Man-made
Mechanism: PCB / lumbar pump



WAVE POSTURE

- 5 YR COMPONENT GUARANTEE
- 2 YR UPHOLSTERY GUARANTEE
- 115 KG WEIGHT TOLERANCE
- 8 H HOURS USAGE

PHYSIO APPROVED

ERGONOMIC FEATURES TESTED AND APPROVED FOR OFFICE USE BY A QUALIFIED PHYSIOTHERAPIST



	Seat Dimensions	Back Dimensions	RRP
CH2000 // WAVE POSTURE	D480 W520 H450 - 565	W500 H830	£498.00



FR: Med
Fabric: 100% Man-made
Mechanism: Synchro 4 / torsion / seat slide
Arms: 2D adjustable

FABRIC FINISHES

BLACK	GREY
BK	GR

E&EO. All items are subject to VAT, where applicable.

BEARING

- 5 YR COMPONENT GUARANTEE
- 2 YR UPHOLSTERY GUARANTEE
- 150 KG WEIGHT TOLERANCE
- 8 H HOURS USAGE
- MADE TO ORDER
- 21 DAYS

PHYSIO APPROVED

ERGONOMIC FEATURES TESTED AND APPROVED FOR OFFICE USE BY A QUALIFIED PHYSIOTHERAPIST



	Seat Dimensions	Back Dimensions	RRP
CH2003 // ERGONOMIC POSTURE	D470 W500 H500 - 590	W440 H570	£1049.00

Unlimited Fabric
Please call for pricing



FR: Low
Fabric: 100% Man-made
Mechanism: Synchro / seat slide / lumbar / ratchet back
Arms: 2D adjustable

FABRIC FINISH

ASPECT

5YR COMPONENT GUARANTEE	2YR UPHOLSTERY GUARANTEE	130 KG WEIGHT TOLERANCE	8H HOURS USAGE	MADE TO ORDER 10 DAYS
--------------------------------------	---------------------------------------	--------------------------------------	--------------------------	---

PHYSIO APPROVED

ERGONOMIC FEATURES TESTED AND APPROVED FOR OFFICE USE BY A QUALIFIED PHYSIOTHERAPIST



	Seat Dimensions	Back Dimensions	RRP
CH2001 // ERGONOMIC POSTURE	D470 W490 H480 - 570	W440 H570	£725.00



FR: Low
Fabric: 100% Man-made
Mechanism: Synchro / seat slide / lumbar / ratchet back
Arms: 2D adjustable

FABRIC FINISHES

BLACK	BLUE	GREY
BK	BL	GR

MODE

5YR COMPONENT GUARANTEE	2YR UPHOLSTERY GUARANTEE	130 KG WEIGHT TOLERANCE	8H HOURS USAGE	MADE TO ORDER 10 DAYS
--------------------------------------	---------------------------------------	--------------------------------------	--------------------------	---

PHYSIO APPROVED

ERGONOMIC FEATURES TESTED AND APPROVED FOR OFFICE USE BY A QUALIFIED PHYSIOTHERAPIST



	Seat Dimensions	Back Dimensions	RRP
CH2002 // ERGONOMIC POSTURE	D470 W490 H480 - 570	W450 H540	£725.00



FR: Low
Fabric: 100% Man-made
Mechanism: Synchro / seat slide / lumbar
Arms: 2D adjustable

FABRIC FINISHES

BLACK	BLUE	GREY
BK	BL	GR

EXECUTIVE SEATING

// 15

Need something a little fancier? You'll find it here with models to add a touch of high end design to your office without compromising on comfort or style.

CONTENTS

176	Pallas	183	Cassino II
176	Whist	184	Canasta II
178	Flex High Back	184	Gomez
178	Montana	185	Jack II
180	Sosa	185	Jack II Fabric
181	Puma		
181	Baresi		
182	Keno Fabric		
183	Ares		

PALLAS



- Contemporary executive style chair in bonded leather
- Sunchro 1 mechanism with torsion control which is lockable in the upright position

5 YR
COMPONENT
GUARANTEE

2 YR
UPHOLSTERY
GUARANTEE

115 KG
WEIGHT
TOLERANCE

8 H
HOURS USAGE

	Seat Dimensions	Back Dimensions	RRP
CH3201 // PALLAS	D520 W490 H440 - 520	W490 H910	£436.00

FR: Low
Fabric: Bonded leather
Mechanism: Synchro 1 / torsion
Arms: Fixed

FINISH

BLACK
BK

WHIST



- Modern executive office chair
- Generously cushioned seat and back with distinctive stitching detail
- Lock tilt mechanism which is lockable in the upright position

5 YR
COMPONENT
GUARANTEE

2 YR
UPHOLSTERY
GUARANTEE

115 KG
WEIGHT
TOLERANCE

8 H
HOURS USAGE

	Seat Dimensions	Back Dimensions	RRP
CH0206 // LEATHER WHIST	D550 W570 H445 - 545	W530 H730	£470.00
CH3206 // FABRIC WHIST	D550 W570 H445 - 545	W530 H730	£326.00

CH0206
FR: Low
Fabric: Leather faced
Mechanism: Lock tilt / torsion
Arms: Fixed

CH3206
FR: Med
Fabric: 100% Man-made
Mechanism: Lock tilt / torsion
Arms: Fixed

LEATHER FINISH

BLACK
BK

FABRIC FINISH

BLACK
BK



FLEX HIGH BACK



- High back swivel chair on a polished aluminium base with black castors
- Breathable mesh seat and back and polished fixed arms

5 YR
COMPONENT
GUARANTEE

2 YR
UPHOLSTERY
GUARANTEE

115 KG
WEIGHT
TOLERANCE

8 H
HOURS USAGE

	Seat Dimensions	Back Dimensions	RRP
CH1247BK // FLEX HIGH BACK	D450 W490 H470 - 540	W470 H630	£493.00

FR: Low
Fabric: Mesh
Mechanism: Fixed
Arms: Fixed

FINISH
BLACK
BK

MONTANA



- Premium grade, leather faced, executive office chair
- Generously cushioned seat and back with a pronounced headrest and padded armrests
- Knee-tilt mechanism can be fixed in four different positions

5 YR
COMPONENT
GUARANTEE

2 YR
UPHOLSTERY
GUARANTEE

115 KG
WEIGHT
TOLERANCE

8 H
HOURS USAGE

	Seat Dimensions	Back Dimensions	RRP
CH0240 // MONTANA	D540 W525 H515 - 595	W530 H730	£480.00

FR: Low
Fabric: Leather faced
Mechanism: Knee-tilt 4 / torsion
Arms: Fixed

FINISH
BLACK
BK



SOSA

5 YR COMPONENT GUARANTEE | 2 YR UPHOLSTERY GUARANTEE | 115 KG WEIGHT TOLERANCE | 8 H HOURS USAGE



- Soft-touch PU seat with chrome frame for style as well as comfort
- Lock-tilt mechanism which is lockable in the upright position
- Tension control knob which can be adjusted to match the user's body weight

	Seat Dimensions	Back Dimensions	RRP
CH1249 // SOSA	D490 W530 H485 - 575	W465 H420	£199.00

FR: Med
Fabric: Leather look
Mechanism: Lock-tilt / torsion
Arms: Fixed

FINISH

BLACK
BK



PUMA

5 YR COMPONENT GUARANTEE | 2 YR UPHOLSTERY GUARANTEE | 115 KG WEIGHT TOLERANCE | 8 H HOURS USAGE



- Generously padded seat and back with a chrome base and height-adjustable arms
- Curved back to promote good posture and hug the user
- Asynchro mechanism enables complete customisation

	Seat Dimensions	Back Dimensions	RRP
CH1003 // PUMA	D470 W505 H490 - 610	W470 H525	£312.00

FR: Med
Fabric: Leather look
Mechanism: Asynchro
Arms: 1D adjustable

FINISH

BLACK
BK

BARESİ

5 YR COMPONENT GUARANTEE | 2 YR UPHOLSTERY GUARANTEE | 115 KG WEIGHT TOLERANCE | 8 H HOURS USAGE



- Soft-touch PU seat with chrome frame for style as well as comfort
- Lock-tilt mechanism which is lockable in the upright position
- Tension control knob which can be adjusted to match the user's body weight

	Seat Dimensions	Back Dimensions	RRP
CH0789 // BARESİ	D450 W460 H450 - 540	W440 H560	£280.00

FR: Med
Fabric: Leather look
Mechanism: Lock-tilt / torsion
Arms: Fixed

FINISHES

BLACK WHITE
BK WH

KENO FABRIC

5 YR COMPONENT GUARANTEE	2 YR UPHOLSTERY GUARANTEE	115 KG WEIGHT TOLERANCE	8 H HOURS USAGE
---------------------------------------	--	--------------------------------------	---------------------------



- Generously upholstered executive style chair in tough wearing fabric
- Black nylon base with twin wheel hooded castors
- Lock-tilt mechanism which is lockable in the upright position

	Seat Dimensions	Back Dimensions	RRP
CH0137 // KENO FABRIC	D540 W550 H485 - 580	W550 H770	£230.00

FR: Med
Fabric: 100% Man-made
Mechanism: Lock-tilt / torsion
Arms: Fixed

FABRIC FINISH

CHARCOAL
CH

ARES

5 YR COMPONENT GUARANTEE	2 YR UPHOLSTERY GUARANTEE	115 KG WEIGHT TOLERANCE	8 H HOURS USAGE
---------------------------------------	--	--------------------------------------	---------------------------



- High leather look back for added comfort
- Chrome base and arm for modern, stylish appearance
- Detailed stitch line on seat and back

	Seat Dimensions	Back Dimensions	RRP
CH0270 // ARES	D530 W530 H495 - 550	W530 H770	£247.00

FR: Med
Fabric: Leather look
Mechanism: Knee-tilt 4 / torsion
Arms: Fixed

FINISH

BLACK
BK

CASINO II

5 YR COMPONENT GUARANTEE	2 YR UPHOLSTERY GUARANTEE	115 KG WEIGHT TOLERANCE	8 H HOURS USAGE
---------------------------------------	--	--------------------------------------	---------------------------



- Chrome base for stylish appearance
- Lock-tilt allows locking in upright position
- High back for added comfort and posture

	Seat Dimensions	Back Dimensions	RRP
CH0211 // CASINO II	D535 W520 H465 - 565	W520 H740	£220.00

FR: Med
Fabric: Leather look
Mechanism: Lock-tilt / torsion
Arms: Fixed

FINISH

BLACK
BK

CANASTA II

2YR COMPONENT GUARANTEE | 2YR UPHOLSTERY GUARANTEE | 115KG WEIGHT TOLERANCE | 8H HOURS USAGE



- High back leather look executive chair with a swivel base and fixed arms
- Stylish stitching detail
- Tension control knob which can be adjusted to match the user's body weight

	Seat Dimensions	Back Dimensions	RRP
CH0768 // CANASTA II LEATHER	D510 W520 H475 - 570	W520 H710	£176.00

FR: Med
Fabric: Leather look
Mechanism: Lock-tilt / torsion
Arms: Fixed

FINISH
BLACK
BK

JACK II

2YR COMPONENT GUARANTEE | 2YR UPHOLSTERY GUARANTEE | 115KG WEIGHT TOLERANCE | 8H HOURS USAGE



- Professional looking PU executive chair with fixed arms
- Black nylon swivel base with twin wheel hooded castors
- Lock-tilt mechanism which is lockable in the upright position

	Seat Dimensions	Back Dimensions	RRP
CH1765 // JACK II	D480 W500 H440 - 555	W500 H630	£159.00

FR: Med
Fabric: Leather look
Mechanism: Lock-tilt / torsion
Arms: Fixed

FINISH
BLACK
BK

GOMEZ

2YR COMPONENT GUARANTEE | 2YR UPHOLSTERY GUARANTEE | 115KG WEIGHT TOLERANCE | 8H HOURS USAGE



- Professional looking PU executive chair with fixed arms
- Black nylon swivel base with twin wheel hooded castors
- Lock-tilt mechanism which is lockable in the upright position

	Seat Dimensions	Back Dimensions	RRP
CH1766 // GOMEZ	D460 W475 H430 - 525	W465 H490	£169.00

FR: Low
Fabric: Leather look
Mechanism: Lock-tilt / torsion
Arms: Fixed

FINISH
BLACK
BK

JACK II FABRIC

2YR COMPONENT GUARANTEE | 2YR UPHOLSTERY GUARANTEE | 115KG WEIGHT TOLERANCE | 8H HOURS USAGE



- Professional looking fabric executive chair with fixed arms
- Black nylon swivel base with twin wheel hooded castors
- Lock-tilt mechanism which is lockable in the upright position

	Seat Dimensions	Back Dimensions	RRP
CH1765 // JACK II FABRIC	D480 W500 H440 - 555	W500 H630	£159.00

FR: Med
Fabric: 100% Man-made
Mechanism: Lock-tilt / torsion
Arms: Fixed

FABRIC FINISHES
ROYAL BLUE | CHARCOAL
RB | CH

MEETING & CONFERENCE

// 16

Don't want to stray too far away from the classic meeting chair, but in need of something a bit 'more'? You'll find it here with a range of meeting and conference chairs that take the mundane out of meetings. From a chrome cantilever frame, leather-look finish, or even upholstered in your own choice of fabric— your meeting or conference room needn't conform to the norm ever again!

CONTENTS

188	Canasta II Leather	192	Uni Skid	197	Twilight + Writing Tablet
188	Canasta II Fabric	193	Uni High Chair	198	Club
189	Pavia Leather	193	Uni Swivel	198	Club Chrome
189	Pavia Fabric	194	Pavillion Armchair	198	Club Canteen
190	Florence Side Chair	195	Renoir Side Chair	199	Summit Banquet
190	Florence Armchair	195	Renoir Armchair	199	Summit Meeting
191	Florence Plastic Side Chair	196	Jupiter Chrome Side Chair	199	Economy Poly
191	Florence Plastic Armchair	196	Jupiter Chrome Armchair		
192	Uni 4-Leg	197	Twilight		

CANASTA II LEATHER

2 YR COMPONENT GUARANTEE
 2 YR UPHOLSTERY GUARANTEE
 115 KG WEIGHT TOLERANCE
 8 H HOURS USAGE



- Great value leather-look visitor's chair with fixed arms
- Sturdy black powder-coated cantilever base
- Stylish stitching detail

	Seat Dimensions	Back Dimensions	RRP
CH0766 // CANASTA II LEATHER	D510 W510 H455	W510 H590	£192.00

FR: Med
 Fabric: Leather look
 Arms: Fixed

LEATHER FINISH

BLACK
 BK

PAVIA LEATHER

5 YR COMPONENT GUARANTEE
 2 YR UPHOLSTERY GUARANTEE
 115 KG WEIGHT TOLERANCE
 8 H HOURS USAGE



- Professional looking visitor chairs to suit any office space
- Stylish chrome cantilever base with skid feet

	Seat Dimensions	Back Dimensions	RRP
CH2235 // PAVIA LEATHER	D430 W460 H470	W460 H405	£209.00

FR: Med
 Fabric: Leather look
 Arms: Fixed

LEATHER FINISH

BLACK
 BK

CANASTA II FABRIC

2 YR COMPONENT GUARANTEE
 2 YR UPHOLSTERY GUARANTEE
 115 KG WEIGHT TOLERANCE
 8 H HOURS USAGE



- Great value fabric visitor's chair with fixed arms
- Sturdy black powder-coated cantilever base
- Stylish stitching detail

	Seat Dimensions	Back Dimensions	RRP
CH0767 // CANASTA II FABRIC	D510 W510 H455	W510 H590	£192.00

FR: Med
 Fabric: 100% Man-made
 Arms: Fixed

FABRIC FINISHES

ROYAL BLUE
 RB
 CHARCOAL
 CH

PAVIA FABRIC

5 YR COMPONENT GUARANTEE
 2 YR UPHOLSTERY GUARANTEE
 115 KG WEIGHT TOLERANCE
 8 H HOURS USAGE



- Professional looking visitor chairs to suit any office space
- Stylish chrome cantilever base with skid feet

	Seat Dimensions	Back Dimensions	RRP
CH3235 // PAVIA FABRIC	D430 W460 H470	W460 H405	£209.00

FR: Med
 Fabric: 100% Man-made
 Arms: Fixed

FABRIC FINISHES

ROYAL BLUE
 RB
 CHARCOAL
 CH

FLORENCE SIDE CHAIR

5 YR COMPONENT GUARANTEE
2 YR UPHOLSTERY GUARANTEE
115 KG WEIGHT TOLERANCE
8 H HOURS USAGE



- Conference seating range available in a huge selection of colours and fabrics
- Stylish black frames ensure these chairs look great in any meeting room
- Plastic skid feet for stability and to avoid floor marking

// NOTE: Stocked in black fabric

	Seat Dimensions	Back Dimensions	RRP
CH3510 // SIDE CHAIR	D490 W470 H490	W450 H340	£198.00

Unlimited Fabric
Please call for pricing

FR: Med
Fabric: 100% Man-made
Storage: Stacks 4

FABRIC FINISHES



FLORENCE PLASTIC SIDE CHAIR

5 YR COMPONENT GUARANTEE
115 KG WEIGHT TOLERANCE
8 H HOURS USAGE



- Stylish black frames ensure these chairs look great in any meeting room
- Plastic skid feet for stability and to avoid floor marking

	Seat Dimensions	Back Dimensions	RRP
CH3514 // PLASTIC SIDE CHAIR	D470 W460 H450	W440 H300	£163.00

FR: Low
Material: Polypropylene
Storage: Stacks 4

FINISH



FLORENCE ARMCHAIR

5 YR COMPONENT GUARANTEE
2 YR UPHOLSTERY GUARANTEE
115 KG WEIGHT TOLERANCE
8 H HOURS USAGE



- Conference seating range available in a vast selection of colours and fabrics
- Stylish black frames ensure these chairs look great in any meeting room
- Plastic skid feet for stability and to avoid floor marking

// NOTE: Stocked in black fabric

	Seat Dimensions	Back Dimensions	RRP
CH3508 // ARMCHAIR	D490 W470 H490	W450 H340	£222.00

Unlimited Fabric
Please call for pricing

FR: Med
Fabric: 100% Man-made
Storage: Stacks 4
Arms: Fixed

FABRIC FINISHES



FLORENCE PLASTIC ARMCHAIR

5 YR COMPONENT GUARANTEE
115 KG WEIGHT TOLERANCE
8 H HOURS USAGE



- Stylish black frames ensure these chairs look great in any meeting room
- Plastic skid feet for stability and to avoid floor marking

	Seat Dimensions	Back Dimensions	RRP
CH3512 // PLASTIC ARMCHAIR	D470 W460 H450	W440 H300	£186.00

FR: Low
Material: Polypropylene
Storage: Stacks 4
Arms: Fixed

FINISH



UNI 4-LEG

5^{YR}
COMPONENT
GUARANTEE

115^{KG}
WEIGHT
TOLERANCE

8^H
HOURS USAGE



- Modern style seat shell
- Available with either grey or white frames
- Ideal for classrooms and universities
- Stacks five high

	Seat Dimensions	Back Dimensions
T-UNI-4LEG // 4-LEG	D440 W465 H445	W445 H450

SEAT FINISHES

BLACK	BLUE	GREEN	YELLOW
BK	BL	GR	Y

FRAME FINISHES

GREY	WHITE
GR	WH

FR: Low
Storage: Stacks 5

UNI HIGH CHAIR

5^{YR}
COMPONENT
GUARANTEE

115^{KG}
WEIGHT
TOLERANCE

8^H
HOURS USAGE



- Modern style seat shell
- Available with either grey or white frames
- Ideal for classrooms and universities
- Stacks five high

	Seat Dimensions	Back Dimensions
T-UNI-HIGH // HIGH CHAIR	D460 W465 H705	W445 H430

SEAT FINISHES

BLACK	BLUE	GREEN	YELLOW
BK	BL	GR	Y

FRAME FINISHES

GREY	WHITE
GR	WH

FR: Low
Storage: Stacks 5

UNI SKID

5^{YR}
COMPONENT
GUARANTEE

115^{KG}
WEIGHT
TOLERANCE

8^H
HOURS USAGE



- Modern style seat shell
- Available with either grey or white frames
- Ideal for classrooms and universities
- Stacks five high

	Seat Dimensions	Back Dimensions
T-UNI-SKID // SKID	D440 W465 H425	W445 H450

SEAT FINISHES

BLACK	BLUE	GREEN	YELLOW
BK	BL	GR	Y

FRAME FINISHES

GREY	WHITE
GR	WH

FR: Low
Storage: Stacks 5

UNI SWIVEL

5^{YR}
COMPONENT
GUARANTEE

115^{KG}
WEIGHT
TOLERANCE

8^H
HOURS USAGE



- Modern style seat shell
- Five-star swivel base
- Ideal for classrooms and universities
- Available with fixed and adjustable D-Kit

	Seat Dimensions	Back Dimensions
T-UNI-SWIVEL // SWIVEL	D460 W465 H405 - 530	W445 H450
T-UNI-SWIVEL+AC1014 // SWIVEL + FIXED D-KIT	D460 W465 H650 - 775	W445 H450
T-UNI-SWIVEL+AC1042 // SWIVEL + ADJUSTABLE D-KIT	D460 W465 H525 - 780	W445 H450

SEAT FINISHES

BLACK	BLUE	GREEN	YELLOW
BK	BL	GR	Y

FR: Low

PAVILION ARMCHAIR

5 YR COMPONENT GUARANTEE	2 YR UPHOLSTERY GUARANTEE	115 KG WEIGHT TOLERANCE	8 H HOURS USAGE
---------------------------------------	--	--------------------------------------	---------------------------



- Sturdy chrome frame
- Plastic skid feet for stability and to avoid floor marking
- Leather-look

	Seat Dimensions	Back Dimensions	RRP
CH0529 // PU ARMCHAIR	D480 W480 H480	W470 H400	£232.00

FR: Med
Fabric: Leather look
Storage: Stacks 3
Arms: Fixed

FINISH

BLACK
BK

RENOIR SIDE CHAIR

2 YR COMPONENT GUARANTEE	2 YR UPHOLSTERY GUARANTEE	115 KG WEIGHT TOLERANCE	8 H HOURS USAGE
---------------------------------------	--	--------------------------------------	---------------------------



- Stylish wood-framed chair suitable for conference rooms, reception areas and waiting rooms
- Generously upholstered seat and back
- Polished wood frame

	Seat Dimensions	Back Dimensions	RRP
CH0705 // SIDE CHAIR	D490 W410 H465	W400 H295	£147.00

Unlimited Fabric
Please call for pricing

FR: Med
Fabric: 100% Man-made
Storage: Stacks 4

FABRIC FINISHES

ROYAL BLUE	CHARCOAL	
RB	CH	

RENOIR ARMCHAIR

2 YR COMPONENT GUARANTEE	2 YR UPHOLSTERY GUARANTEE	115 KG WEIGHT TOLERANCE	8 H HOURS USAGE
---------------------------------------	--	--------------------------------------	---------------------------



- Stylish wood-framed armchair suitable for conference rooms, reception areas and waiting rooms
- Generously upholstered seat and back
- Polished wood frame

	Seat Dimensions	Back Dimensions	RRP
CH0706 // ARMCHAIR	D485 W465 H470	W400 H295	£147.00

Unlimited Fabric
Please call for pricing

FR: Med
Fabric: 100% Man-made
Storage: Stacks 4
Arms: Fixed

FABRIC FINISHES

ROYAL BLUE	CHARCOAL	
RB	CH	

JUPITER CHROME SIDE CHAIR

5 YR COMPONENT GUARANTEE
2 YR UPHOLSTERY GUARANTEE
115 KG WEIGHT TOLERANCE
8 H HOURS USAGE



- A stylish family of mesh-backed conference seating
- Curved mesh back for comfort
- Plastic skid feet for stability and to avoid floor marking

	Seat Dimensions	Back Dimensions	RRP
CH0785 // CHROME SIDE CHAIR	D470 W460 H485	W450 H275	£108.00

FR: Low
Fabric: Mesh / 100% Man-made
Storage: Stacks 4

FABRIC FINISH
BLACK
BK

TWILIGHT

2 YR COMPONENT GUARANTEE
115 KG WEIGHT TOLERANCE
5 H HOURS USAGE



- Wipe clean, polypropylene seat and back
- Supplied with integrated linking feet as standard
- Stackable up to 4 high or 25 high on a trolley

// NOTE: Trolley is made to order

	Seat Dimensions	Back Dimensions	RRP
CH0507 // TWILIGHT	D440 W425 H440	W460 H245	£126.00
AC0508 // TWILIGHT TROLLEY	25 chairs		£313.00

FR: Low
Materials: Polypropylene
Storage: Stacks 4

FINISH
BLACK
BK

JUPITER CHROME ARMCHAIR

5 YR COMPONENT GUARANTEE
2 YR UPHOLSTERY GUARANTEE
115 KG WEIGHT TOLERANCE
8 H HOURS USAGE



- A stylish family of mesh-backed conference seating
- Curved mesh back for comfort
- Plastic skid feet for stability and to avoid floor marking

	Seat Dimensions	Back Dimensions	RRP
CH0784 // CHROME ARMCHAIR	D470 W460 H485	W450 H275	£120.00

FR: Low
Fabric: Mesh / 100% Man-made
Storage: Stacks 4
Arms: Fixed

FABRIC FINISH
BLACK
BK

TWILIGHT + WRITING TABLET

2 YR COMPONENT GUARANTEE
115 KG WEIGHT TOLERANCE
5 H HOURS USAGE
MADE TO ORDER
7 DAYS



- Wipe clean, polypropylene seat and back
- Supplied with integrated linking feet as standard
- Folding, adjustable arm tablet

	Seat Dimensions	Back Dimensions	RRP
CH0507 + AC0507 // TWILIGHT + WRITING TABLET	D250 W290	W500 H690	£214.00

FR: Low
Materials: Polypropylene

FINISH
BLACK
BK

CLUB

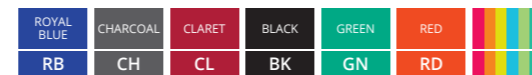


- Cushioned seat and back for added comfort
- Robust black frame
- Available in eight stocked finishes and unlimited fabrics

	Seat Dimensions	Back Dimensions	RRP
CH0500 // CLUB	D415 W470 H465	W470 H335	£75.00
CH0500PU // CLUB PU	D415 W470 H465	W470 H335	£81.00

Unlimited Fabric
Please call for pricing

FABRIC FINISHES



PU FINISHES



FR: Med
Fabric: 100% Man-made
Storage: Stacks 4

5 YR COMPONENT GUARANTEE | **2 YR** UPHOLSTERY GUARANTEE | **115 KG** WEIGHT TOLERANCE | **8 H** HOURS USAGE

SUMMIT BANQUET



- High fabric back with handle to aid easy setup and movement
- Powder-coated black metal frame

	Seat Dimensions	Back Dimensions	RRP
CH0519 // SUMMIT BANQUET	D390 W405 H475	W330 H310	£76.00

FABRIC FINISHES



FR: Med
Fabric: 100% Man-made
Storage: Stacks 4

2 YR COMPONENT GUARANTEE | **2 YR** UPHOLSTERY GUARANTEE | **115 KG** WEIGHT TOLERANCE | **8 H** HOURS USAGE

CLUB CHROME



- Cushioned seat and back for added comfort
- Robust chrome frame
- Available in seven stocked finishes and unlimited fabrics

	Seat Dimensions	Back Dimensions	RRP
CH0503 // CLUB CHROME	D415 W470 H465	W470 H335	£78.00
CH0503PU // CLUB CHROME PU	D415 W470 H465	W470 H335	£83.00

Unlimited Fabric
Please call for pricing

FABRIC FINISHES



PU FINISHES



FR: Med
Fabric: 100% Man-made
Storage: Stacks 4

5 YR COMPONENT GUARANTEE | **2 YR** UPHOLSTERY GUARANTEE | **115 KG** WEIGHT TOLERANCE | **8 H** HOURS USAGE

SUMMIT MEETING



- Cushioned seat and back for added comfort
- Chrome cantilever frame

	Seat Dimensions	Back Dimensions	RRP
CH0501 // SUMMIT MEETING	D460 W490 H510	W480 H325	£163.00

FABRIC FINISH



FR: Med
Fabric: 100% Man-made
Storage: Stacks 4

2 YR COMPONENT GUARANTEE | **2 YR** UPHOLSTERY GUARANTEE | **115 KG** WEIGHT TOLERANCE | **8 H** HOURS USAGE

CLUB CANTEEN



- Wipe clean, polypropylene seat and back
- Robust, powder coated, black frame

	Seat Dimensions	Back Dimensions	RRP
CH0506 // CLUB CANTEEN	D390 W460 H435	W460 H320	£75.00

FINISHES



FR: Low
Material: Polypropylene
Storage: Stacks 8

5 YR COMPONENT GUARANTEE | **115 KG** WEIGHT TOLERANCE | **8 H** HOURS USAGE

ECONOMY POLY



- Wipe clean, polypropylene seat and back
- Robust, powder coated, black frame

	Seat Dimensions	Back Dimensions	RRP
ECOPOLY // ECONOMY POLY	D365 W440 H460	W440 H240	£36.00

FINISHES



FR: Med
Storage: Stacks 4

5 YR COMPONENT GUARANTEE | **115 KG** WEIGHT TOLERANCE | **5 H** HOURS USAGE

OPERATOR SEATING

// 17

This range of chairs allows you to operate to your fullest ability. Designed with practicality in mind, they are easy to use and support 9 to 5 workers while maintaining a level of style and comfort.



CONTENTS

202	Concept MB	206	Zoom HB	211	Concept MB Adjustable D-kit
202	Concept HB	207	Sway	212	Operator Chair Arms
203	Concept Deluxe	208	Factory	213	Accessories
203	Concept Plus	208	Factory II		
204	Calypso Single Lever	209	Factory High		
204	Calypso HB	209	Factory II High		
205	Calypso HB Deluxe	210	Zoom MB Fixed D-kit		
205	Calypso Mesh	210	Zoom MB Adjustable D-kit		
206	Zoom MB	211	Concept MB Fixed D-kit		

CONCEPT MB

5 YR COMPONENT GUARANTEE	2 YR UPHOLSTERY GUARANTEE	115 KG WEIGHT TOLERANCE	8 H HOURS USAGE
--------------------------------	---------------------------------	-------------------------------	--------------------



- Deep cushioned seat and back upholstered in a tough wearing fabric
- Permanent contact back (PCB) ensures user comfort for up to eight hours
- Backrest angle can be fixed or set to free float with the user

// NOTE: see page 212 for arm options

	Seat Dimensions	Back Dimensions	RRP
CH0803 // CONCEPT MB	D470 W490 H460 - 585	W420 H410	£189.00

FR: Med
Fabric: 100% Man-made
Mechanism: PCB

FABRIC FINISHES

ROYAL BLUE	CHARCOAL
RB	CH

CONCEPT DELUXE

5 YR COMPONENT GUARANTEE	2 YR UPHOLSTERY GUARANTEE	115 KG WEIGHT TOLERANCE	8 H HOURS USAGE
--------------------------------	---------------------------------	-------------------------------	--------------------



- Deep cushioned seat and back upholstered in a tough wearing fabric
- Asynchro mechanism allows each user to adapt the chair to their needs

// NOTE: see page 212 for arm options

	Seat Dimensions	Back Dimensions	RRP
CH0801 // CONCEPT DELUXE	D460 W490 H460 - 585	W445 H510	£207.00

FR: Med
Fabric: 100% Man-made
Mechanism: Asynchro

FABRIC FINISHES

ROYAL BLUE	CHARCOAL
RB	CH

CONCEPT HB

5 YR COMPONENT GUARANTEE	2 YR UPHOLSTERY GUARANTEE	115 KG WEIGHT TOLERANCE	8 H HOURS USAGE
--------------------------------	---------------------------------	-------------------------------	--------------------



- Deep cushioned seat and back upholstered in a tough wearing fabric
- Permanent contact back (PCB) ensures user comfort for up to eight hours
- Backrest angle can be fixed or set to free float with the user

// NOTE: see page 212 for arm options

	Seat Dimensions	Back Dimensions	RRP
CH0802 // CONCEPT HB	D460 W490 H460 - 585	W445 H510	£196.00

FR: Med
Fabric: 100% Man-made
Mechanism: PCB

FABRIC FINISHES

ROYAL BLUE	CHARCOAL
RB	CH

CONCEPT PLUS

5 YR COMPONENT GUARANTEE	2 YR UPHOLSTERY GUARANTEE	115 KG WEIGHT TOLERANCE	8 H HOURS USAGE
--------------------------------	---------------------------------	-------------------------------	--------------------



**PHYSIO
APPROVED**

ERGONOMIC FEATURES
TESTED AND APPROVED FOR
OFFICE USE BY A QUALIFIED
PHYSIOTHERAPIST

- Deep cushioned seat and back upholstered in a tough wearing fabric
- 1-dimensional adjustable arms included as standard
- Inflatable lumbar pump for extra support
- Adjustable ratchet back and seat slide

	Seat Dimensions	Back Dimensions	RRP
CH1808 // CONCEPT PLUS	D500 W520 H490 - 620	W500 H600	£357.00

FR: Med
Fabric: 100% Man-made
Mechanism: Asynchro / torsion / seat slide /
ratchet back / lumbar
Arms: 1D adjustable

FABRIC FINISHES

ROYAL BLUE	BLACK
RB	BK

CALYPSO SINGLE LEVER

2 YR COMPONENT GUARANTEE | 2 YR UPHOLSTERY GUARANTEE | 115 KG WEIGHT TOLERANCE | 8 H HOURS USAGE



- Deep cushioned seat and back upholstered in a tough wearing fabric
 - Fixed back with solid steel support bar for maximum strength
- // NOTE: see page 212 for arm options

	Seat Dimensions	Back Dimensions	RRP
CH2804 // CALYPSO SINGLE LEVER	D440 W460 H485 - 615	W450 H490	£128.00

FR: Med
Fabric: 100% Man-made
Mechanism: Fixed

FABRIC FINISHES



CALYPSO HB DELUXE

2 YR COMPONENT GUARANTEE | 2 YR UPHOLSTERY GUARANTEE | 115 KG WEIGHT TOLERANCE | 8 H HOURS USAGE



- Asynchro mechanism allows independent adjustment of height, back and seat angle
 - Backrest angle can be fixed or set to free float with the user
- // NOTE: see page 212 for arm options

	Seat Dimensions	Back Dimensions	RRP
CH2801PU // CALYPSO HB DELUXE PU	D450 W450 H475 - 610	W445 H490	£170.00
CH2801 // CALYPSO HB DELUXE	D450 W450 H475 - 610	W445 H490	£163.00

Unlimited Fabric
Please call for pricing

PU FINISH



FABRIC FINISHES



FR: Med
Fabric: 100% Man-made
Mechanism: Asynchro

CALYPSO HB

2 YR COMPONENT GUARANTEE | 2 YR UPHOLSTERY GUARANTEE | 115 KG WEIGHT TOLERANCE | 8 H HOURS USAGE



- Deep cushioned seat and back upholstered in a tough wearing fabric
 - Permanent contact back (PCB) ensures user comfort for up to eight hours
 - Backrest angle can be fixed or set to free float with the user
- // NOTE: see page 212 for arm options

	Seat Dimensions	Back Dimensions	RRP
CH2800PU // CALYPSO HB PU	D450 W460 H475 - 610	W440 H490	£156.00
CH2800 // CALYPSO HB	D450 W460 H475 - 610	W440 H490	£141.00

Unlimited Fabric
Please call for pricing

PU FINISH



FABRIC FINISHES



FR: Med
Fabric: 100% Man-made
Mechanism: PCB

CALYPSO MESH

2 YR COMPONENT GUARANTEE | 2 YR UPHOLSTERY GUARANTEE | 115 KG WEIGHT TOLERANCE | 8 H HOURS USAGE



- Permanent contact back (PCB) ensures user comfort for up to eight hours
 - Black mesh as standard
- // NOTE: see page 212 for arm options

	Seat Dimensions	Back Dimensions	RRP
CH2803 // CALYPSO MESH	D450 W460 H475 - 600	W415 H540	£233.00

Unlimited Fabric
Please call for pricing

FABRIC FINISHES



FR: Low
Fabric: Mesh / 100% Man-made
Mechanism: PCB

ZOOM MB



- Deep cushioned seat and back upholstered in a tough wearing fabric
- Height adjustable seat

// NOTE: see page 212 for arm options

	Seat Dimensions	Back Dimensions	RRP
CH0709 // ZOOM MB	D450 W460 H485 - 615	W430 H415	£128.00

FR: Med
Fabric: 100% Man-made
Mechanism: Fixed

FABRIC FINISHES

ROYAL BLUE	CHARCOAL
RB	CH

2 YR COMPONENT GUARANTEE	2 YR UPHOLSTERY GUARANTEE	100 KG WEIGHT TOLERANCE	5 H HOURS USAGE
--------------------------------	---------------------------------	-------------------------------	--------------------

SWAY



- Ideal for use with sit stand desking
- Height adjustable and can be used as a perch chair when at standing height
- Assists with core strengthening and stability

	Seat Dimensions	RRP
CH1257 // SWAY	D330 W330 H660 - 840	£164.00

FR: Med
Fabric: 100% Man-made
Mechanism: Fixed

FABRIC FINISH

GREY
GR

2 YR COMPONENT GUARANTEE	2 YR UPHOLSTERY GUARANTEE	115 KG WEIGHT TOLERANCE	5 H HOURS USAGE
--------------------------------	---------------------------------	-------------------------------	--------------------

ZOOM HB



- Deep cushioned seat and back upholstered in a tough wearing fabric
- Fixed back mechanism
- Height adjustable seat

// NOTE: see page 212 for arm options

	Seat Dimensions	Back Dimensions	RRP
CH0707 // ZOOM HB	D450 W460 H485 - 615	W430 H500	£127.00

FR: Med
Fabric: 100% Man-made
Mechanism: Fixed

FABRIC FINISHES

ROYAL BLUE	CHARCOAL
RB	CH

2 YR COMPONENT GUARANTEE	2 YR UPHOLSTERY GUARANTEE	100 KG WEIGHT TOLERANCE	5 H HOURS USAGE
--------------------------------	---------------------------------	-------------------------------	--------------------



FACTORY

5YR COMPONENT GUARANTEE | 115KG WEIGHT TOLERANCE | 8^H HOURS USAGE



- Versatile chair designed for assembly lines, science labs, factories and workshops
- Hard-wearing, wipe clean, polyurethane seat and back
- Height adjustable seat

	Seat Dimensions	Back Dimensions	RRP
CH0504 // FACTORY	D440 W470 H465 - 590	W410 H310	£169.00

FR: Low
Fabric: Polyurethane
Mechanism: Fixed

FINISH

BLACK
BK

FACTORY HIGH

5YR COMPONENT GUARANTEE | 115KG WEIGHT TOLERANCE | 8^H HOURS USAGE



- Versatile chair designed for assembly lines, science labs, factories and workshops
- Hard-wearing, wipe clean, polyurethane seat and back
- Static or adjustable high rise draughtsman kit increases seat height to a maximum 845 mm

	Seat Dimensions	Back Dimensions	RRP
CH0504 + AC1014 // FACTORY HIGH STATIC	D440 W470 H715 - 830	W410 H310	£254.00
CH0504 + AC1042 // FACTORY HIGH ADJUSTABLE	D440 W470 H595 - 845	W410 H310	£275.00

FR: Low
Fabric: Polyurethane
Mechanism: Fixed
D-kit: Static / adjustable

FINISH

BLACK
BK

// NOTE: Model Shown has static D-kit

FACTORY II

5YR COMPONENT GUARANTEE | 115KG WEIGHT TOLERANCE | 8^H HOURS USAGE



- Versatile chair designed for assembly lines, science labs, factories and workshops
- Hard-wearing, wipe clean, polyurethane seat and back
- Height adjustable seat and backrest with PCB mechanism

	Seat Dimensions	Back Dimensions	RRP
CH0505 // FACTORY II	D430 W465 H445 - 575	W420 H310	£233.00

FR: Low
Fabric: Polyurethane
Mechanism: PCB

FINISH

BLACK
BK

FACTORY II HIGH

5YR COMPONENT GUARANTEE | 115KG WEIGHT TOLERANCE | 8^H HOURS USAGE



- Versatile chair designed for assembly lines, science labs, factories and workshops
- Hard-wearing, wipe clean, polyurethane seat and back with PCB mechanism
- Static or adjustable high rise draughtsman kit increases seat height to a maximum 835 mm

	Seat Dimensions	Back Dimensions	RRP
CH0505 + AC1014 // FACTORY II HIGH STATIC	D430 W465 H705 - 835	W420 H310	£318.00
CH0505 + AC1042 // FACTORY II HIGH ADJUSTABLE	D430 W465 H565 - 820	W420 H310	£339.00

FR: Low
Fabric: Polyurethane
Mechanism: PCB
D-kit: Static / adjustable

FINISH

BLACK
BK

// NOTE: Model Shown has adjustable D-kit

ZOOM MB FIXED D-KIT

2 YR COMPONENT GUARANTEE | 2 YR UPHOLSTERY GUARANTEE | 110 KG WEIGHT TOLERANCE | 5 H HOURS USAGE



- Static high rise draughtsman kit increases seat height to a maximum 870 mm
- Fixed foot-ring
- Supplied with glides

	Seat Dimensions	Back Dimensions	RRP
CH0709 + AC1014 // ZOOM MB FIXED D-KIT	D445 W460 H730 - 870	W435 H410	£213.00

FR: Med
Fabric: 100% Man-made
Mechanism: Fixed

FABRIC FINISHES

ROYAL BLUE	CHARCOAL
RB	CH

CONCEPT MB FIXED D-KIT

5 YR COMPONENT GUARANTEE | 2 YR UPHOLSTERY GUARANTEE | 115 KG WEIGHT TOLERANCE | 8 H HOURS USAGE



- Static high rise draughtsman kit increases seat height to a maximum 835 mm
- Fixed foot-ring
- Supplied with glides

	Seat Dimensions	Back Dimensions	RRP
CH0803 + AC1014 // CONCEPT MB FIXED D-KIT	D475 W470 H705 - 835	W420 H400	£274.00

FR: Med
Fabric: 100% Man-made
Mechanism: PCB

FABRIC FINISHES

ROYAL BLUE	CHARCOAL
RB	CH

ZOOM MB ADJUSTABLE D-KIT

2 YR COMPONENT GUARANTEE | 2 YR UPHOLSTERY GUARANTEE | 110 KG WEIGHT TOLERANCE | 5 H HOURS USAGE



- Adjustable high rise draughtsman kit increases seat height to a maximum 865 mm
- Adjustable foot-ring
- Supplied with glides

	Seat Dimensions	Back Dimensions	RRP
CH0709 + AC1042 // ZOOM MB ADJUSTABLE D-KIT	D445 W460 H610 - 865	W435 H410	£234.00

FR: Med
Fabric: 100% Man-made
Mechanism: Fixed

FABRIC FINISHES

ROYAL BLUE	CHARCOAL
RB	CH

CONCEPT MB ADJUSTABLE D-KIT

5 YR COMPONENT GUARANTEE | 2 YR UPHOLSTERY GUARANTEE | 115 KG WEIGHT TOLERANCE | 8 H HOURS USAGE



- Adjustable high rise draughtsman kit increases seat height to a maximum 830 mm
- Adjustable foot-ring
- Supplied with glides

	Seat Dimensions	Back Dimensions	RRP
CH0803 + AC1042 // CONCEPT MB ADJUSTABLE D-KIT	D475 W470 H585 - 830	W420 H400	£295.00

FR: Med
Fabric: 100% Man-made
Mechanism: PCB

FABRIC FINISHES

ROYAL BLUE	CHARCOAL
RB	CH

OPERATOR CHAIR ARMS

ZOOM ARMS



2 YR
COMPONENT
GUARANTEE

Description	RRP
AC1041 FIXED ARMS	£32.00

FINISH

- BLACK
- BK



2 YR
COMPONENT
GUARANTEE

Description	RRP
AC1046 1D ADJUSTABLE ARMS	£54.00

FINISH

- BLACK
- BK

CALYPSO II & CONCEPT ARMS



5 YR
COMPONENT
GUARANTEE

Description	RRP
AC1034 CHROME ADJUSTABLE ARMS	£82.00

FINISH

- BLACK
- BK



5 YR
COMPONENT
GUARANTEE

Description	RRP
AC1002 FIXED ARMS	£36.00

FINISH

- BLACK
- BK



5 YR
COMPONENT
GUARANTEE

Description	RRP
AC1040 1D ADJUSTABLE ARMS	£60.00

FINISH

- BLACK
- BK



5 YR
COMPONENT
GUARANTEE

Description	RRP
AC1082 FOLDING ARMS	£76.00

FINISH

- BLACK
- BK

ACCESSORIES

5 STAR BASE



Description	RRP
AC1024 CHROME BASE	£81.00

TECHNICAL



Description	RRP
AC1042 HI-RISE ADJUSTABLE KIT	£106.00



Description	RRP
AC1014 STATIC KIT	£85.00

// FACTORY CHAIRS

Your comfort and safety is our primary concern. We advise never to use the Factory range D-kits on any chair with a tilting seat, or to use anything other than the glides provided. Castors are not recommended with any draughtsman kit.

CASTORS / GLIDES



Description	RRP
AC1030 11mm ONION GLIDES	£26.00



Description	RRP
AC1031 11mm FLAT GLIDES	£26.00



Description	RRP
AC1050 ANTI-STATIC CASTORS	£46.00



Description	RRP
AC1047 BRAKE LOADED CASTORS	£60.00



Description	RRP
AC1048 BRAKE LOADED CASTORS	£42.00



Description	RRP
AC1058 CHROME CASTORS	£55.00

// NOTE: Sold as singles



Description	RRP
AC1051 SOFT TYPE CASTORS	£43.00

CAFE & DINING

// 18

A stylish and alternative café and dining area can completely transform a working environment. We have carefully selected these contemporary products with this in mind.

CONTENTS

216	Ariel II Chrome Leg	226	Plaza Armchair
216	Ariel II Spider Base	226	Plaza Table
218	Picasso Contract	227	Morph Folding Chair
220	Picasso Lite	227	Morph Rectangular Folding Table
220	Ellipse 4-Leg	228	Folding Chair
221	Ellipse Trumpet	228	Flat Folding Chair
222	Picnic	229	Folding Chair Trolley
224	Stork		
224	Astral High Tables		

ARIEL II CHROME LEG

5YR
COMPONENT
GUARANTEE

115KG
WEIGHT
TOLERANCE

8H
HOURS USAGE



- Easy-clean seat and chrome four-leg base
- Revised seat shell to aid posture and comfort
- Stacks four high

	Seat Dimensions	Back Dimensions	RRP
CH2507 // CHROME 4-LEG	D370 W380 H440	W430 H470	£153.00

FR: Low
Material: Polypropylene
Storage: Stacks 4

FINISHES

GREEN	RED	BLUE
GR	RD	BU

ARIEL II SPIDER BASE

5YR
COMPONENT
GUARANTEE

115KG
WEIGHT
TOLERANCE

8H
HOURS USAGE



- Easy-clean seat and white spider base with castors
- Revised seat shell to aid posture and comfort

	Seat Dimensions	Back Dimensions	RRP
CH2509 // SPIDER BASE	D370 W380 H430 - 490	W430 H470	£164.00

FR: Low
Material: Polypropylene
Mechanism: Fixed

FINISHES

GREEN	RED	BLUE
GR	RD	BU



PICASSO CONTRACT

5^{YR}
COMPONENT
GUARANTEE

115^{KG}
WEIGHT
TOLERANCE

8^H
HOURS USAGE



- Welded chrome frame
- Stackable up to four high
- Plastic capped feet
- Suitable for cafe and canteens

	Seat Dimensions	Back Dimensions	RRP
CH0672BE // BEECH	D380 W440 H460	W430 H400	£129.00

FR: Low
Material: Wood veneer
Storage: Stacks 4

FINISH

BEECH
BE

PICASSO CONTRACT

5^{YR}
COMPONENT
GUARANTEE

115^{KG}
WEIGHT
TOLERANCE

8^H
HOURS USAGE



- Welded chrome frame
- Stackable up to four high
- Plastic capped feet
- Suitable for cafe and canteens

	Seat Dimensions	Back Dimensions	RRP
CH0672WH // WHITE	D380 W440 H460	W430 H400	£129.00

FR: Low
Material: High gloss lacquer
Storage: Stacks 4

FINISH

WHITE
WH

PICASSO CONTRACT

5^{YR}
COMPONENT
GUARANTEE

115^{KG}
WEIGHT
TOLERANCE

8^H
HOURS USAGE



- Welded chrome frame
- Stackable up to four high
- Plastic capped feet
- Suitable for cafe and canteens

	Seat Dimensions	Back Dimensions	RRP
CH0672WA // WALNUT	D380 W440 H460	W430 H400	£129.00

FR: Low
Material: Wood veneer
Storage: Stacks 4

FINISH

WALNUT
WA



PICASSO LITE

2^{YR}
COMPONENT
GUARANTEE

110^{KG}
WEIGHT
TOLERANCE

5^H
HOURS USAGE



- Distinctive stacking chair with a contemporary look
- Polished veneer seat and back
- Chrome frame with plastic feet

	Seat Dimensions	Back Dimensions	RRP
CH0514 // PICASSO LITE	D380 W440 H465	W430 H400	£96.00

FR: Low
Material: Wood veneer
Storage: Stacks 4

FINISHES

BEECH	WALNUT
BE	WA

ELLIPSE TRUMPET

2^{YR}
COMPONENT
GUARANTEE

18^{MM}
TOP
THICKNESS



- Heavy flared base for stability
- Durable and easy-clean top
- Chrome trumpet base

	Dimensions	RRP
CH0676 // TRUMPET	D800 W800 H715	£298.00

Material: Wood veneer /
white in high gloss lacquer

FINISHES

BEECH	WALNUT	WHITE
BE	WA	WH

ELLIPSE 4-LEG

2^{YR}
COMPONENT
GUARANTEE

18^{MM}
TOP
THICKNESS



- Plastic capped feet for stability
- Durable and easy-clean top
- Chrome legs

	Dimensions	RRP
CH0675 // 4-LEG	D800 W800 H715	£287.00

Material: Wood veneer /
white in high gloss lacquer

FINISHES

BEECH	WALNUT	WHITE
BE	WA	WH



PICNIC

5 YR COMPONENT GUARANTEE

25MM TOP THICKNESS

MADE TO ORDER 28 DAYS



- 25mm top thickness
- Heavy duty frame (KD)
- Two height options available

BENCH

	Dimensions			RRP
	W	D	H	
PCB1435 (FITS 1600 LOW TABLE)	1400	350	410	£442.00
PCB1635 (FITS 1800 LOW TABLE)	1600	350	410	£464.00
PCB1835 (FITS 2000 LOW TABLE)	1800	350	410	£476.00

LOW TABLE

	Dimensions			RRP
	W	D	H	
PCTL1680	1600	800	740	£613.00
PCTL1880	1800	800	740	£624.00
PCTL2000	2000	800	740	£714.00

HIGH TABLE

	Dimensions			RRP
	W	D	H	
PCTH1680	1600	800	1100	£669.00
PCTH1880	1800	800	1100	£680.00
PCTH2000	2000	800	1100	£758.00

TOP FINISHES // FRAME FINISHES

ANTHRACITE	GREY	WHITE	//	WHITE	SILVER
ANT	GRY	WHT		WH	SV



STORK



5 YR
COMPONENT
GUARANTEE

115 KG
WEIGHT
TOLERANCE

5 H
HOURS USAGE



- Sculpted seat and back with wood veneer finish or high gloss lacquer
- Height adjustable seat
- Chrome trumpet base

	Seat Dimensions	Back Dimensions	RRP
CH0670 // HIGH CHAIR	D350 W400 H585 - 805	W405 H240	£257.00

FR: Low
Material: Wood veneer /
white is high gloss lacquer
Mechanism: Fixed

FINISHES

BEECH	WALNUT	WHITE
BE	WA	WH

ASTRAL HIGH TABLE



2 YR
COMPONENT
GUARANTEE

18 MM
TOP
THICKNESS



- Heavy flared base for stability
- Durable and easy-clean top
- Chrome trumpet base

	Dimensions	RRP
CH0677 // HIGH TABLE	D600 W600 H1045	£298.00

FR: Low
Material: Wood veneer / white in high gloss
lacquer

FINISHES

BEECH	WALNUT	WHITE
BE	WA	WH



PLAZA ARMCHAIR

2YR
COMPONENT
GUARANTEE

115KG
WEIGHT
TOLERANCE

8H
HOURS USAGE



- Stylish open construction for comfort on sunny days
 - Polished aluminium frame
 - Sturdy and durable, for indoor or outdoor use
- // **NOTE:** Not suitable for outdoor storage

	Seat Dimensions	Back Dimensions	RRP
CH0653 // ARMCHAIR	D400 W435 H430	W340 H390	£79.00

FR: Low
Material: Aluminium
Storage: Stacks 8
Arms: Fixed

PLAZA TABLE

2YR
COMPONENT
GUARANTEE



- Stylish round aluminium table to complement our range of chairs
 - Polished aluminium top and base
 - Sturdy and durable, for indoor or outdoor use
- // **NOTE:** Not suitable for outdoor storage

	Dimensions	RRP
CH0651 // TABLE	D600 W600 H695	£125.00

FR: Low
Material: Aluminium

MORPH FOLDING CHAIR

2YR
COMPONENT
GUARANTEE

115KG
WEIGHT
TOLERANCE

5H
HOURS USAGE



- Durable off-white folding chair with moulded handle and plastic feet
- Sturdy dark grey metal legs and frame
- Wipe-clean surfaces and hinged folding mechanism

	Seat Dimensions	Back Dimensions	RRP
OF0410WH // FOLDING CHAIR	D420 W390 H460	W460 H280	£65.00

FR: Low
Material: Polypropylene
Storage: Folding

FINISH

OFF
WHITE

WH

MORPH RECTANGULAR FOLDING TABLE

2YR
COMPONENT
GUARANTEE

25KG
WEIGHT
TOLERANCE



- Rectangular folding table with an off-white plastic top
- Sturdy dark grey metal legs and frame
- Wipe-clean top with rounded edges

	Dimensions	RRP
OF0403WH // 1210 TABLE	D600 W1210 H740	£125.00
OF0402WH // 1510 TABLE	D760 W1510 H740	£147.00
OF0401WH // 1830 TABLE	D760 W1830 H740	£171.00

FR: Low
Material: Polypropylene
Storage: Folding

FINISH

OFF
WHITE

WH

FOLDING CHAIR

2YR COMPONENT GUARANTEE | 100KG WEIGHT TOLERANCE | 8H HOURS USAGE



- Available in blue or charcoal finish
- Folds flat for neat and easy storage
- Comfortable contoured seat and back
- Integral linking clip

	Seat Dimensions	Back Dimensions
TCFAFC2LK // FOLDING CHAIR	D395 W395 H440	W440 H460

FR: Low
Material: Polypropylene

FINISHES

BLUE	CHARCOAL	BURGUNDY
B	C	BU

FLAT FOLDING CHAIR

2YR COMPONENT GUARANTEE | 100KG WEIGHT TOLERANCE | 8H HOURS USAGE



- With a high, enhanced contoured back, it offers increased levels of style and comfort for longer periods of sitting
- Folds for easy compact storage

	Seat Dimensions	Back Dimensions
TCFLFC // FOLDING CHAIR	D395 W395 H440	W395 H160

FR: Low
Material: Polypropylene

FINISHES

BLUE	CHARCOAL	BURGUNDY
B	C	BU

FOLDING CHAIR TROLLEY

2YR COMPONENT GUARANTEE | 80KG WEIGHT TOLERANCE



- Easy to control with two swivel and two fixed castors
- Simple assembly

	Dimensions
TC40T // 40 CAPACITY TROLLEY	D540 W1120 H1000
TC70T // 70 CAPACITY TROLLEY	D1750 W790 H1100
TC140T // 140 CAPACITY TROLLEY	D1750 W790 H2250

FINISH

BLACK
BK



SOFT SEATING

// 19

From armchairs in contemporary fabric finishes to working booths fitted with power modules; soft seating is the perfect way to create a collaborative and flexible working environment.

CONTENTS

232	Jade	244	Tub Lux
232	Pearl	246	Glacier
233	Ruby	247	Rubic
234	Phonic High	248	Coatstands
236	Phonic Low	249	Coffee Tables
238	Button		
240	Tux		
242	Iceberg		
243	Tub Leather Look		

JADE

5 YR COMPONENT GUARANTEE	2 YR UPHOLSTERY GUARANTEE	115 KG WEIGHT TOLERANCE	5 H HOURS USAGE
---------------------------------------	--	--------------------------------------	---------------------------



- Available in three colours
- Black industrial steel style frame
- Deep seat and back for contemporary but comfortable seating

	Seat Dimensions	Back Dimensions	RRP
OF0704 // ARMCHAIR	D540 W600 H435	W580 H470	£264.00

FR: Med
Fabric: 100% Man-made

FABRIC FINISHES

GREY	NAVY	MUSTARD
GR	NA	MU

PEARL

5 YR COMPONENT GUARANTEE	2 YR UPHOLSTERY GUARANTEE	115 KG WEIGHT TOLERANCE	5 H HOURS USAGE
---------------------------------------	--	--------------------------------------	---------------------------



- Available in three colours
- Black industrial steel style frame
- Deep seat and back for contemporary but comfortable seating

	Seat Dimensions	Back Dimensions	RRP
OF0705 // ARMCHAIR	D490 W500 H400	W570 H490	£250.00

FR: Med
Fabric: 100% Man-made

FABRIC FINISHES

GREY	NAVY	MUSTARD
GR	NA	MU

RUBY

5 YR COMPONENT GUARANTEE	2 YR UPHOLSTERY GUARANTEE	115 KG WEIGHT TOLERANCE	5 H HOURS USAGE
---------------------------------------	--	--------------------------------------	---------------------------



- Available in three colours
- Black industrial steel style frame

	Seat Dimensions	Back Dimensions	RRP
OF0709 // ARMCHAIR	D470 W490 H460	W400 H360	£193.00

FR: Med
Fabric: 100% Man-made

FABRIC FINISHES

GREY	NAVY	MUSTARD
GR	NA	MU



PHONIC HIGH ARMCHAIR

5 YR COMPONENT GUARANTEE	2 YR UPHOLSTERY GUARANTEE	115 KG WEIGHT TOLERANCE	8 H HOURS USAGE	MADE TO ORDER 42 DAYS
---------------------------------------	--	--------------------------------------	---------------------------	---



- An armchair with solid high arms and back to provide privacy and noise reduction while working
- Optional power module ensures you can keep working for as long as you need to
- Stylish chrome feet
- Priced in Camira Advantage fabric

	Seat Dimensions	Back Dimensions	RRP
OF3901 // ARMCHAIR	D550 W550 H450	W550 H850	£1340.00

Unlimited Fabric
Please call for pricing

FR: Subject to fabric selected
Material: 100% Man-made



PHONIC HIGH 3 SEATER

5 YR COMPONENT GUARANTEE	2 YR UPHOLSTERY GUARANTEE	345 KG WEIGHT TOLERANCE	8 H HOURS USAGE	MADE TO ORDER 42 DAYS
---------------------------------------	--	--------------------------------------	---------------------------	---



- A three seater sofa with solid high arms and back to provide privacy and noise reduction while working
- Optional power module ensures you can keep working for as long as you need to
- Stylish chrome feet
- Priced in Camira Advantage fabric

	Seat Dimensions	Back Dimensions	RRP
OF3903 // 3 SEATER	D550 W1650 H490	W1650 H850	£1565.00

Unlimited Fabric
Please call for pricing

FR: Subject to fabric selected
Material: 100% Man-made



PHONIC HIGH 2 SEATER

5 YR COMPONENT GUARANTEE	2 YR UPHOLSTERY GUARANTEE	230 KG WEIGHT TOLERANCE	8 H HOURS USAGE	MADE TO ORDER 42 DAYS
---------------------------------------	--	--------------------------------------	---------------------------	---



- A two seater sofa with solid high arms and back to provide privacy and noise reduction while working
- Optional power module ensures you can keep working for as long as you need to
- Stylish chrome feet
- Priced in Camira Advantage fabric

	Seat Dimensions	Back Dimensions	RRP
OF3902 // 2 SEATER	D550 W1100 H450	W1100 H850	£1394.00

Unlimited Fabric
Please call for pricing

FR: Subject to fabric selected
Material: 100% Man-made



INFILL PANEL & TABLE

5 YR COMPONENT GUARANTEE	2 YR UPHOLSTERY GUARANTEE	MADE TO ORDER 42 DAYS
---------------------------------------	--	---



- Single leg table can only be used with the Phonic infill panel for three seater sofa
- Supplied with all fittings needed
- Priced in Camira Advantage fabric

	Dimensions	RRP
OF3903FUI // INFILL PANEL	W1000 H1275	£560.00
OF0903TAB // TABLE	D910 - 400 W1400 H711	£310.00

Unlimited Fabric
Please call for pricing

FR: Subject to fabric selected (infill panel only)



MADE TO ORDER TABLE FINISHES // FRAME FINISHES

BEECH	NOVA OAK	DARK WALNUT	GREY OAK	MAPLE	WHITE	//	SILVER
BE	NO	DW	GO	MA	WH		SV

PHONIC LOW ARMCHAIR

5 YR COMPONENT GUARANTEE	2 YR UPHOLSTERY GUARANTEE	115 KG WEIGHT TOLERANCE	5^H HOURS USAGE	MADE TO ORDER 42 DAYS
---------------------------------------	--	--------------------------------------	-------------------------------------	---



- An armchair with solid arms and back to provide privacy and noise reduction while working
- Optional power module ensures you can keep working as long as you need to
- Stylish chrome feet
- Priced in Camira Advantage fabric

	Seat Dimensions	Back Dimensions	RRP
OF3900 // ARMCHAIR	D530 W490 H500	W550 H490	£1117.00

Unlimited Fabric
Please call for pricing

FR: Subject to fabric selected
Material: 100% Man-made



PHONIC LOW 3 SEATER

5 YR COMPONENT GUARANTEE	2 YR UPHOLSTERY GUARANTEE	345 KG WEIGHT TOLERANCE	8^H HOURS USAGE	MADE TO ORDER 42 DAYS
---------------------------------------	--	--------------------------------------	-------------------------------------	---



- A three seater sofa with solid arms and back to provide privacy and noise reduction while working
- Optional power module ensures you can keep working as long as you need to
- Stylish chrome feet
- Priced in Camira Advantage fabric

	Seat Dimensions	Back Dimensions	RRP
OF3905 // 3 SEATER	D550 W1650 H450	W1650 H490	£1454.00

Unlimited Fabric
Please call for pricing

FR: Subject to fabric selected
Material: 100% Man-made



PHONIC LOW 2 SEATER

5 YR COMPONENT GUARANTEE	2 YR UPHOLSTERY GUARANTEE	230 KG WEIGHT TOLERANCE	5^H HOURS USAGE	MADE TO ORDER 42 DAYS
---------------------------------------	--	--------------------------------------	-------------------------------------	---



- A two seater sofa with solid arms and back to provide privacy and noise reduction while working
- Optional power module ensures you can keep working as long as you need to
- Stylish chrome feet
- Priced in Camira Advantage fabric

	Seat Dimensions	Back Dimensions	RRP
OF3904 // 2 SEATER	D550 W1100 H450	W1100 H490	£1229.00

Unlimited Fabric
Please call for pricing

FR: Subject to fabric selected
Material: 100% Man-made



POWER MODULE

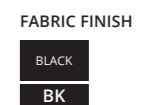
MADE TO ORDER 42 DAYS



- Circular power port to fit the Phonic or Button range of meeting pods
- Featuring one UK plug socket and two USB sockets
- Power module enables flexible working anywhere
- Supplied with all fixings needed

	RRP
PM2BK // POWER MODULE (power cable sold seperately)	£187.00
PMCB3M // 3M POWER CABLE	£31.00

Power module cable: 1 x UK socket, 2 x smart charge, 500mm lead, 3m length



BUTTON ARMCHAIR

5^{YR} COMPONENT GUARANTEE	2^{YR} UPHOLSTERY GUARANTEE	115 KG WEIGHT TOLERANCE	5^H HOURS USAGE	MADE TO ORDER 42 DAYS
---	--	--------------------------------------	-------------------------------------	---



- A chunky armchair with optional built-in power modules
- Coloured button upholstery detailing and silver feet complete the look
- Priced in Camira Advantage fabric

	Seat Dimensions	Back Dimensions	RRP
OF1701 // ARMCHAIR	D530 W600 H430	W600 H340	£867.00

Unlimited Fabric
Please call for pricing

FR: Subject to fabric selected
Material: 100% Man-made



BUTTON 2 SEATER

5^{YR} COMPONENT GUARANTEE	2^{YR} UPHOLSTERY GUARANTEE	230 KG WEIGHT TOLERANCE	5^H HOURS USAGE	MADE TO ORDER 42 DAYS
---	--	--------------------------------------	-------------------------------------	---



- A chunky two seater sofa with optional built-in power modules
- Coloured button upholstery detailing and silver feet complete the look
- Priced in Camira Advantage fabric

	Seat Dimensions	Back Dimensions	RRP
OF1702 // 2 SEATER	D530 W1200 H430	W1200 H340	£1117.00

Unlimited Fabric
Please call for pricing

FR: Subject to fabric selected
Material: 100% Man-made



E&EO. All items are subject to VAT, where applicable.

BUTTON 3 SEATER

5^{YR} COMPONENT GUARANTEE	2^{YR} UPHOLSTERY GUARANTEE	345 KG WEIGHT TOLERANCE	8^H HOURS USAGE	MADE TO ORDER 42 DAYS
---	--	--------------------------------------	-------------------------------------	---



- A chunky three seater sofa with optional built-in power modules
- Coloured button upholstery detailing and silver feet complete the look
- Priced in Camira Advantage fabric

	Seat Dimensions	Back Dimensions	RRP
OF1703 // 3 SEATER	D530 W1800 H430	W1800 H340	£1340.00

Unlimited Fabric
Please call for pricing

FR: Subject to fabric selected
Material: 100% Man-made



TUX ARMCHAIR



- Comfortable and plush armchair with chrome feet
- Deep foam seat and back

5 YR COMPONENT GUARANTEE	2 YR UPHOLSTERY GUARANTEE	115 KG WEIGHT TOLERANCE	5 H HOURS USAGE
---------------------------------------	--	--------------------------------------	---------------------------

	Seat Dimensions	Back Dimensions	RRP
OF0706 // ARMCHAIR	D530 W520 H460	W530 H320	£564.00

FR: Low
Material: 100% Man-made

FABRIC FINISHES

GREY	BLUE
GR	BL

TUX 3 SEATER



- Comfortable and plush sofa with chrome feet
- Deep foam seat and back

5 YR COMPONENT GUARANTEE	2 YR UPHOLSTERY GUARANTEE	230 KG WEIGHT TOLERANCE	5 H HOURS USAGE
---------------------------------------	--	--------------------------------------	---------------------------

	Seat Dimensions	Back Dimensions	RRP
OF0707 // 3 SEATER	D530 W1610 H460	W1600 H320	£699.00

FR: Low
Material: 100% Man-made

FABRIC FINISHES

GREY	BLUE
GR	BL

E&EO. All items are subject to VAT, where applicable.



ICEBERG ARMCHAIR

5 YR COMPONENT GUARANTEE	2 YR UPHOLSTERY GUARANTEE	115 KG WEIGHT TOLERANCE	5 H HOURS USAGE
---------------------------------------	--	--------------------------------------	---------------------------



- A modern leather-faced armchair with silver metal feet
- Deep cushions and arms

	Seat Dimensions	Back Dimensions	RRP
OF0300 // ARMCHAIR	D530 W540 H450	W580 H360	£495.00

FR: Low
Fabric: Leather-faced

FINISH

BLACK
BK

TUB LEATHER LOOK ARMCHAIR

5 YR COMPONENT GUARANTEE	2 YR UPHOLSTERY GUARANTEE	115 KG WEIGHT TOLERANCE	5 H HOURS USAGE
---------------------------------------	--	--------------------------------------	---------------------------



- A stylish and comfortable armchair upholstered in durable PU
- Plush cushioned back with stylish stitching detail

	Seat Dimensions	Back Dimensions	RRP
OF0201 // ARMCHAIR	D530 W500 H415	W550 H355	£320.00

FR: Med
Fabric: Leather-look

FINISH

BLACK
BK

ICEBERG SOFA

5 YR COMPONENT GUARANTEE	2 YR UPHOLSTERY GUARANTEE	230 KG WEIGHT TOLERANCE	5 H HOURS USAGE
---------------------------------------	--	--------------------------------------	---------------------------



- A modern leather-faced two seater sofa with silver metal feet
- Deep cushions and arms

	Seat Dimensions	Back Dimensions	RRP
OF0301 // SOFA	D530 W1090 H450	W1090 H360	£697.00

FR: Low
Fabric: Leather-faced

FINISH

BLACK
BK

TUB LEATHER LOOK SOFA

5 YR COMPONENT GUARANTEE	2 YR UPHOLSTERY GUARANTEE	230 KG WEIGHT TOLERANCE	5 H HOURS USAGE
---------------------------------------	--	--------------------------------------	---------------------------



- A comfortable and durable two seater PU sofa, ideal for any waiting area or break room
- Plush cushioned back with stylish stitching detail

	Seat Dimensions	Back Dimensions	RRP
OF0200 // SOFA	D520 W1100 H415	W550 H355	£578.00

FR: Med
Fabric: Leather-look

FINISH

BLACK
BK

TUB LUX ARMCHAIR METAL



2 YR COMPONENT GUARANTEE	2 YR UPHOLSTERY GUARANTEE	115 KG WEIGHT TOLERANCE	5 H HOURS USAGE
---------------------------------------	--	--------------------------------------	---------------------------

- Stylish tub armchair, available in 6 exciting colours
- Deep cushioned seat and back upholstered in PU

	Seat Dimensions	Back Dimensions	RRP
OF2201ML // ARMCHAIR	D520 W500 H400	W600 H460	£349.00

FR: Med
Fabric: Leather-look

FINISHES

LIME	BLUE	ORANGE	RED	SKY BLUE	BLACK
L	B	OR	RD	SB	BK

TUB LUX SOFA METAL



2 YR COMPONENT GUARANTEE	2 YR UPHOLSTERY GUARANTEE	230 KG WEIGHT TOLERANCE	5 H HOURS USAGE
---------------------------------------	--	--------------------------------------	---------------------------

- Stylish tub armchair, available in 6 exciting colours
- Deep cushioned seat and back upholstered in PU

	Seat Dimensions	Back Dimensions	RRP
OF2200ML // SOFA	D520 W1070 H400	W1070 H380	£599.00

FR: Low
Fabric: Leather-faced

FINISHES

LIME	BLUE	ORANGE	RED	SKY BLUE	BLACK
L	B	OR	RD	SB	BK

TUB LUX ARMCHAIR WOOD



2 YR COMPONENT GUARANTEE	2 YR UPHOLSTERY GUARANTEE	115 KG WEIGHT TOLERANCE	5 H HOURS USAGE
---------------------------------------	--	--------------------------------------	---------------------------

- Stylish tub armchair, available in 6 exciting colours
- Deep cushioned seat and back upholstered in PU

	Seat Dimensions	Back Dimensions	RRP
OF2201WL // ARMCHAIR	D520 W500 H400	W600 H460	£349.00

FR: Med
Fabric: Leather-look

FINISHES

LIME	BLUE	ORANGE	RED	SKY BLUE	BLACK
L	B	OR	RD	SB	BK

TUB LUX SOFA WOOD



2 YR COMPONENT GUARANTEE	2 YR UPHOLSTERY GUARANTEE	230 KG WEIGHT TOLERANCE	5 H HOURS USAGE
---------------------------------------	--	--------------------------------------	---------------------------

- Stylish tub armchair, available in 6 exciting colours
- Deep cushioned seat and back upholstered in PU

	Seat Dimensions	Back Dimensions	RRP
OF2200WL // SOFA	D520 W1070 H400	W1070 H380	£599.00

FR: Low
Fabric: Leather-faced

FINISHES

LIME	BLUE	ORANGE	RED	SKY BLUE	BLACK
L	B	OR	RD	SB	BK

GLACIER

5 YR COMPONENT GUARANTEE	2 YR UPHOLSTERY GUARANTEE	115 KG WEIGHT TOLERANCE	8 H HOURS USAGE
---------------------------------------	--	--------------------------------------	---------------------------



- Fully upholstered modular reception chair
- Deep foam seat and back with black plastic feet

	Seat Dimensions	Back Dimensions	RRP
OF0601 // ARMCHAIR	D470 W610 H410	W610 H420	£231.00

FR: Med
Fabric: 100% Man-made

FABRIC FINISHES

ROYAL BLUE	CHARCOAL
RB	CH

GLACIER TABLE

5 YR COMPONENT GUARANTEE	2 YR UPHOLSTERY GUARANTEE	115 KG WEIGHT TOLERANCE
---------------------------------------	--	--------------------------------------



- Square low table with light beech top and upholstered sides
- Ideal for use with Glacier chairs
- Black plastic feet for stability

	Dimensions	RRP
OF0603 // TABLE	D620 W620 H370	£145.00

FR: Med
Fabric: 100% Man-made

FABRIC FINISHES

ROYAL BLUE	CHARCOAL
RB	CH

GLACIER ARM

5 YR COMPONENT GUARANTEE	2 YR UPHOLSTERY GUARANTEE	115 KG WEIGHT TOLERANCE	8 H HOURS USAGE
---------------------------------------	--	--------------------------------------	---------------------------



- Single arm for the Glacier range of modular reception seating
 - Fully upholstered and generously padded
 - Can be used as a left or right arm
- // **NOTE:** Sold as singles

	Dimensions	RRP
OF0602 // ARM	D650 W100 H600	£83.00

FR: Med
Fabric: 100% Man-made

FABRIC FINISHES

ROYAL BLUE	CHARCOAL
RB	CH

RUBIC

5 YR COMPONENT GUARANTEE	2 YR UPHOLSTERY GUARANTEE	115 KG WEIGHT TOLERANCE	8 H HOURS USAGE
---------------------------------------	--	--------------------------------------	---------------------------



- A comfortable and durable waiting room chair
- Deep foam seat and back with black metal legs

	Seat Dimensions	Back Dimensions	RRP
OF0307 // CHAIR	D550 W530 H430	W530 H390	£188.00

FR: Med
Fabric: 100% Man-made

FABRIC FINISHES

ROYAL BLUE	CHARCOAL
RB	CH

COATSTANDS

3 YR
GUARANTEE

- Three hooks - six hanging points
- Contains up to 25% recycled plastic
- Assembly time: 45 seconds
- Base width: 585mm



HAT & COAT

	Dimensions		RRP
	H		
COATSTAND1	1550		£65.00

- Thick tubular steel construction
- Easy self assembly - no tools required
- Integral umbrella stands and weighted base for added stability



CHROMY COATSTAND

	Dimensions		RRP
	H		
COATSTAND2	1770		£165.00

- Thick tubular steel construction
- Easy self assembly - no tools required
- Integral umbrella stands and weighted base for added stability



FESTIVAL COATSTAND

	Color	Dimensions		RRP
		H		
COATSTAND3	Black	1870		£90.00
COATSTAND4	White	1870		£99.00

- Six coat pegs with four mini pegs for accessories
- Smart umbrella holder and hook
- Weighted base for extra stability
- Easy assembly - no tools required



WOODEN COATSTAND

	Dimensions		RRP
	H		
COATSTAND5	1750		£99.00

COFFEE TABLES

5 YR
COMPONENT
GUARANTEE



ICEBERG SQUARE TABLE

	Dimensions			RRP
	W	D	H	
OF0303	635	635	460	£281.00

FINISH

- BEECH
- BE



ICEBERG RECTANGULAR TABLE

	Dimensions			RRP
	W	D	H	
OF0302	1220	635	460	£409.00

FINISH

- BEECH
- BE

- Ideal for reception areas



- FR: Low
- Material: Wood veneer or high gloss lacquer

ASTRAL LOW

	Dimensions			RRP
	W	D	H	
CH2677	600	600	420	£214.00

TOP FINISHES // FRAME FINISH

- BEECH
- DARK WALNUT
- WHITE
- CHROME
- BE
- DW
- WH
- CR



TRIPOD COFFEE TABLE

	Dimensions			RRP
	W	D	H	
CH2670	500	500	410	£120.00
CH2671	500	500	455	£131.00
CH2672	750	750	520	£199.00

FINISH

- WHITE
- WH

EDUCATION

// 20

Learning environments are constantly evolving to meet educational needs, and our educational furniture range is designed to support that

CONTENTS

252	Study	270	KD Classroom Tables
254	Titan One Piece	272	Exam Desks
256	Titan 4-Leg	274	Titan Accessories
258	Titan Skid		
260	Titan High Chair		
262	Titan Stool		
264	Titan Swivel		
266	T Bag		
268	Link		



STUDY

CLASSROOM SAFE STACKABLE 5^{YR} GUARANTEE 8^H HOURS USAGE



BLACK

	Overall Dimensions	Seat Dimensions
T-STUDY-BLACK	D550 W500 H815	D525 W450 H460

Weight capacity: 115kg
Storage: Stacks 5

BK



BLUE

	Overall Dimensions	Seat Dimensions
T-STUDY-BLUE	D550 W500 H815	D525 W450 H460

Weight capacity: 115kg
Storage: Stacks 5

BL

ABOUT STUDY

Study is a practical heavy-duty chair that is perfect for halls, canteens, meeting rooms and cafeterias. It has a breathable back, a tensile steel frame and a curved polypropylene shell. This chair is ideal when space is a priority as it stacks 5 high. Available in two colours this is a stylish take on a regular multipurpose chair.



ONE PIECE LINKING CLIP



T7 FOR ONE PIECE SIZE 5 & 6

TITAN ONE PIECE

ANTI-BACTERIAL
AVAILABLE ON REQUEST

CLASSROOM SAFE

LUMBAR SUPPORT

ANTI TILT

STACKABLE

ULTRA STRONG

20^{YR} GUARANTEE

8^H HOURS USAGE



SIZE 1 // AGES 3 - 4

	Overall Dimensions	Seat Dimensions
T1	D320 W360 H513	D279 W275 H260

Weight capacity: 97kg
Storage: Stacks 15



SIZE 2 // AGES 4 - 6

	Overall Dimensions	Seat Dimensions
T2	D343 W363 H563	D279 W275 H310

Weight capacity: 97kg
Storage: Stacks 15



SIZE 3 // AGES 6 - 8

	Overall Dimensions	Seat Dimensions
T3	D384 W435 H600	D331 W340 H350

Weight capacity: 107kg
Storage: Stacks 15



SIZE 4 // AGES 8 - 11

	Overall Dimensions	Seat Dimensions
T4	D408 W435 H690	D331 W340 H380

Weight capacity: 107kg
Storage: Stacks 15



SIZE 5 // AGES 11 - 14

	Overall Dimensions	Seat Dimensions
T5	D486 W480 H799	D414 W370 H430

Weight capacity: 115kg
Storage: Stacks 15



SIZE 6 // AGES 14+

	Overall Dimensions	Seat Dimensions
T6	D510 W482 H829	D414 W370 H460

Weight capacity: 158kg
Storage: Stacks 15





TITAN 4-LEG

- CLASSROOM SAFE
- LUMBAR SUPPORT
- ANTI TILT
- STACKABLE
- ULTRA STRONG
- 5^{YR} GUARANTEE
- 8^H HOURS USAGE



SIZE 2 // AGES 4 - 6

	Overall Dimensions	Seat Dimensions
T12	D398 W438 H630	D320 W387 H350

Weight capacity: 95kg



SIZE 3 // AGES 6 - 8

	Overall Dimensions	Seat Dimensions
T13	D398 W438 H670	D320 W387 H350

Weight capacity: 95kg



SIZE 4 // AGES 8 - 11

	Overall Dimensions	Seat Dimensions
T14	D416 W438 H700	D320 W387 H380

Weight capacity: 95kg



SIZE 5 // AGES 11 - 14

	Overall Dimensions	Seat Dimensions
T15	D477 W497 H790	D406 W423 H430

Weight capacity: 140kg



SIZE 6 // AGES 14+

	Overall Dimensions	Seat Dimensions
T16	D495 W497 H820	D406 W423 H460

Weight capacity: 140kg



MOVE // AGES 14+

	Overall Dimensions	Seat Dimensions
T301	D460 W475 H845	D406 W423 H470

Back dimensions: W403 H400
Weight capacity: 130kg





TITAN SKID

- CLASSROOM SAFE
- LUMBAR SUPPORT
- ANTI TILT
- STACKABLE
- ULTRA STRONG
- 5^{YR} GUARANTEE
- 8^H HOURS USAGE



SIZE 3 // AGES 6 - 8

	Overall Dimensions	Seat Dimensions
T23	D368 W507 H660	D320 W387 H350

Weight capacity: 95kg



SIZE 4 // AGES 8 - 11

	Overall Dimensions	Seat Dimensions
T24	D386 W507 H700	D320 W387 H380

Weight capacity: 95kg



SIZE 5 // AGES 11 - 14

	Overall Dimensions	Seat Dimensions
T25	D456 W540 H806	D406 W423 H430

Weight capacity: 140kg



SIZE 6 // AGES 14+

	Overall Dimensions	Seat Dimensions
T26	D477 W540 H836	D406 W423 H460

Weight capacity: 140kg





TITAN HIGH CHAIR

- CLASSROOM SAFE
- LUMBAR SUPPORT
- ULTRA STRONG
- 5^{YR} GUARANTEE
- 8^H HOURS USAGE



SIZE 2 // AGES 4 - 6

	Overall Dimensions	Seat Dimensions
T59	D530 W550 H770	D406 W423 H395

Weight capacity: 95kg



SIZE 3 // AGES 6 - 8

	Overall Dimensions	Seat Dimensions
T60	D530 W550 H820	D406 W423 H445

Weight capacity: 95kg



SIZE 4 // AGES 8 - 11

	Overall Dimensions	Seat Dimensions
T61	D530 W550 H920	D406 W423 H560

Weight capacity: 95kg



SIZE 5 // AGES 11 - 14

	Overall Dimensions	Seat Dimensions
T62	D530 W550 H970	D406 W423 H610

Weight capacity: 140kg



SIZE 6 // AGES 14+

	Overall Dimensions	Seat Dimensions
T63	D530 W550 H1020	D406 W423 H685

Weight capacity: 140kg





TITAN STOOL

- CLASSROOM SAFE
- LUMBAR SUPPORT
- STACKABLE
- ULTRA STRONG
- 5^{YR} GUARANTEE
- 8^H HOURS USAGE



SIZE 2 // AGES 4 - 6

	Overall Dimensions	Seat Dimensions
T89	D530 W550 H445	D361 W365 H395

Weight capacity: 97kg



SIZE 3 // AGES 6 - 8

	Overall Dimensions	Seat Dimensions
T90	D530 W550 H495	D361 W365 H445

Weight capacity: 97kg



SIZE 4 // AGES 8 - 11

	Overall Dimensions	Seat Dimensions
T91	D530 W550 H600	D361 W365 H560

Weight capacity: 97kg



SIZE 5 // AGES 11 - 14

	Overall Dimensions	Seat Dimensions
T92	D530 W550 H650	D361 W365 H610

Weight capacity: 107kg



SIZE 6 // AGES 14+

	Overall Dimensions	Seat Dimensions
T93	D530 W550 H725	D361 W365 H685

Weight capacity: 107kg





TITAN SWIVEL

- CLASSROOM SAFE
- LUMBAR SUPPORT
- HEIGHT ADJUSTABLE
- PORTABLE
- 5^{YR} GUARANTEE
- 8^H HOURS USAGE



// NOTE: Shown with optional glides

JUNIOR SWIVEL // AGES 6 - 11

	Overall Dimensions	Seat Dimensions
T30	D600 W600 H765 - 820	D320 W387 H365 - 435

Base diameter: 600
Weight capacity: 97kg



SENIOR SWIVEL // AGES 11+

	Overall Dimensions	Seat Dimensions
T35	D600 W600 H845 - 930	D406 W423 H435 - 525

Base diameter: 600
Weight capacity: 107kg



JUNIOR SWIVEL STOOL // AGES 6 - 11

	Overall Dimensions	Seat Dimensions
T32	D600 W600 H445 - 500	D390 W420 H405 - 475

Base diameter: 600
Weight capacity: 97kg



SENIOR SWIVEL STOOL // AGES 11+

	Overall Dimensions	Seat Dimensions
T33	D600 W600 H505 - 605	D414 W420 H465 - 555

Base diameter: 600
Weight capacity: 97kg



Available Options for Titan Swivel

- Black base and gas lift
- Glides



CLASSROOM SAFE
2YR GUARANTEE
8^H HOURS USAGE
MADE TO ORDER
15 DAYS

T BAG



GOLIATH

Overall Dimensions	
T-BAG-GOLIATH	D2000 W1320 H200

- Wipe clean cover
- No liner
- 15 cuft polybead filling



MEDIUM

Overall Dimensions	
T-BAG-MEDIUM	D750 W750 H650

- Easily removed wipe clean or dry clean cover
- 3.5 cuft polybead filling



FLOOR

Overall Dimensions	
T-BAG-FLOOR	W680 H680

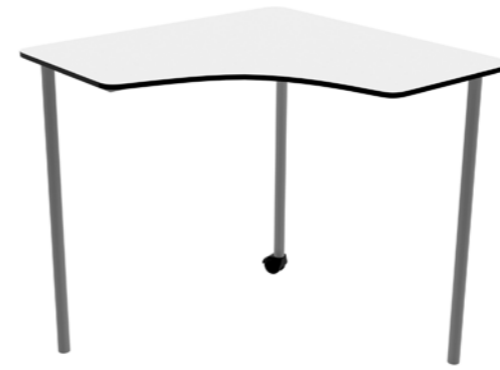
- Easily removed machine washable cover
- 15 cuft polybead filling



LINK

5 YR
COMPONENT
GUARANTEE

12MM
TOP
THICKNESS



- Solid core 12mm laminate
- Create collaborative learning spaces
- Mobile

RECTANGULAR LINK

	Overall Dimensions
T-LINK-1260	D600 W1200 H760

Number of wheels: 2

SQUARE LINK

	Overall Dimensions
T-LINK-8060	D800 W800 H760


Number of wheels: 2

CORNER LINK

	Overall Dimensions
T-LINK-11172	D800 W1100 H760

Number of wheels: 1

TOP FINISH // FRAME FINISH



KD CLASSROOM TABLES

5 YR
COMPONENT
GUARANTEE

25 MM
TOP
THICKNESS



590 HIGH PU EDGE TABLES

		Overall Dimensions
T-TABLE-1259	Rectangular table	D600 W1200 H590
T-TABLE-6059	Square table	D600 W600 H590

640 HIGH PU EDGE TABLES

		Overall Dimensions
T-TABLE-1264	Rectangular table	D600 W1200 H640
T-TABLE-6064	Square table	D600 W600 H640

710 HIGH PU EDGE TABLES

		Overall Dimensions
T-TABLE-1271	Rectangular table	D600 W1200 H710
T-TABLE-6071	Square table	D600 W600 H710

760 HIGH PU EDGE TABLES

		Overall Dimensions
T-TABLE-1276	Rectangular table	D600 W1200 H760
T-TABLE-6076	Square table	D600 W600 H760

TOP FINISHES // FRAME FINISH



- Available in four heights
- KD design
- Metal to metal fixings for strength
- PU moulded edge



KD CLASSROOM TABLES

A great selection of multi-purpose PU edged school tables that come in a range of heights & widths, making them suitable for both primary, secondary and further educational spaces.

Supplied KD or through our D&I service these offer a cost-effective solution to creating collaborative spaces.



EXAM DESKS

- CLASSROOM SAFE
- STABLE BASE
- EASY CLEAN
- ULTRA STRONG
- 2 YR GUARANTEE



EXAM DESK

	Overall Dimensions
T10	D600 W600 H710

Graffiti proof wipe clean injection moulded polypropylene top with pen groove and ultra-strong 22mm diameter black EPC folding frame



MDF EXAM DESK

	Overall Dimensions
TC66ED-PREM-720	D600 W600 H720

18mm thick beech laminate MDF with pen groove, 22mm diameter black EPC frame with integral safety bar to assist safer folding and storage



ECONOMY MDF EXAM DESK

	Overall Dimensions
TC66ED-ECON-720-NS	D600 W600 H720

15mm thick beech laminate MDF with pen groove, 22mm diameter black EPC frame



EXAM DESK TROLLEY

	Overall Dimensions
TCEDT-20T	D1225 W660 H1150

Capacity: 20 exam desks



EXAM DESK TROLLEY

	Overall Dimensions
T10-T	D1267 W600 H473

Capacity: 40 exam desks



TITAN ACCESSORIES

1 YR
GUARANTEE

SEATPAD EXPLANATION:


The Titan padded seat pad is the perfect addition to Titan chairs ranging from size three to size five. Available in unlimited fabric, these seat pads are upholstered in the UK to a colour and texture of your choosing to make learning a little bit more comfortable.




FABRIC SEAT PAD

	Overall Dimensions
T8	D345 W365

Upholstered in Camira Phoenix fabric
Minimum order quantity of 5



CAMIRA PHEONIX OPTIONS



TROLLEY

	Overall Dimensions
T40	D480 W650 H1158

Capacity: 15 chairs



EXAM DESK TROLLEY

	Overall Dimensions
TCEDT-20T	D1225 W660 H1150

Capacity: 20 exam desks



EXAM DESK TROLLEY

	Overall Dimensions
T10-T	D1267 W600 H473

Capacity: 40 exam desks

FABRIC BAND GUIDE



Where you see the adjacent icon, the product is available upholstered to your exact specification. Choose from multiple on-trend finishes to match your market place or corporate colour scheme, or simply something different to brighten up your business environment.

Manufacturer	Material Name	1	2	3	4	5	6	Leather	Wool Content %Age	Crib Fire Rating	Application
Chieftain	Trimcell Classic		•						0	LOW HAZARD	TASK & SS
Chieftain	Trimcell Legend			•					0	LOW HAZARD	TASK & SS
Chieftain	Carino			•					0	CRIB 5	TASK & SS
Chieftain	Just Colour			•					0	CRIB 7	TASK & SS
Chieftain	Just Patterns			•					0	CRIB 5	TASK & SS
Chieftain	Lionella				•				0	CRIB 5	TASK & SS
Chieftain	Casco				•				0	CRIB 5	TASK & SS
Chieftain	Cube				•				0	CRIB 5	TASK & SS
Chieftain	Marquis				•				0	CRIB 5	TASK & SS
Chieftain	Riviera				•				0	CRIB 5	TASK & SS
Chieftain	Self Colour				•				0	CRIB 5	TASK & SS
Chieftain	Traditional				•				0	CRIB 5	TASK & SS
Chieftain	Universal				•				0	CRIB 5	TASK & SS
Chieftain	Multistretch					•			0	CRIB 5	TASK & SS
Agua	Libra	•							0	CRIB 5	TASK & SS
Agua	Paint Pot		•						0	CRIB 5	TASK & SS
Agua	Taurus collection			•					0	CRIB 5	TASK & SS
Agua	Parody			•					0	CRIB 5	TASK & SS
Agua	Nova			•					0	CRIB 5	TASK & SS
Agua	Cashmir			•					0	CRIB 5	TASK & SS
Agua	Funisoft PU				•				0	CRIB 5	TASK & SS
Camira	Cara	•							0	LOW HAZARD	PANEL
Camira	Phoenix	•							0	LOW HAZARD	TASK
Camira	Citadel	•							0	LOW HAZARD	TASK
Camira	Rivet	•							0	LOW HAZARD	TASK & SS
Camira	Era	•							0	LOW HAZARD	TASK & SS
Camira	Advantage	•							30	LOW HAZARD	TASK
Camira	Gravity	•							0	CRIB 5	TASK & SS
Camira	Lucia	•							0	LOW HAZARD	PANEL
Camira	Sonus	•							0	BS 476 PT.7 C.1	PANEL
Camira	Manhattan	•							0	LOW HAZARD	TASK
Camira	Racer	•							0	BS 476 PT.7 C.1	PANEL
Camira	L2	•							0	BS 476 PT.7 C.1	PANEL
Camira	Xtreme			•					0	CRIB 5	TASK
Camira	Canopy		•						0	LOW HAZARD	TASK & SS
Camira	Sprint		•						0	LOW HAZARD	TASK & SS
Camira	Chateau		•						0	LOW HAZARD	TASK
Camira	Vita			•					0	CRIB 5	TASK & SS
Camira	Urban			•					0	CRIB 5	TASK
Camira	X2			•					0	CRIB 5	TASK & SS
Camira	Main Line Plus			•					67	CRIB 5	TASK & SS
Camira	Aspect			•					0	CRIB 5	TASK & SS
Camira	Main Line Flax				•				70	CRIB 5	TASK & SS
Camira	Honeycomb				•				0	CRIB 5	TASK & SS
Camira	Nexus				•				0	LOW HAZARD	PANEL
Camira	Blazer Lite				•				100	BS 476 PT.7 C.1	PANEL
Camira	Halcyon - Cedar					•			0	CRIB 5	TASK & SS
Camira	Halcyon - Aspen					•			0	CRIB 5	TASK & SS
Camira	Halcyon - Blossom					•			0	CRIB 5	TASK & SS
Camira	Hi-Tech					•			29	LOW HAZARD	TASK & SS

* WHEN TREATED
 Featured swatches in following fabric brand pages

PLEASE NOTE:
FABRIC BANDINGS - Should your fabric of choice not be listed please contact our sales teams who will be happy to assist. The above is intended as a guide only. Please ensure you check the suitability of your selected fabric for its application prior to ordering.
LEATHER - All leather fabrics are priced on application.
FABRIC SWATCHES - We recommend that your final fabric selection is made based on a physical swatch only. Please note colour accuracy of printed fabric swatches is not guaranteed and is intended as a guide only.

Manufacturer	Material Name	1	2	3	4	5	6	Leather	Wool Content %Age	Crib Fire Rating	Application
Camira	Synergy					•			95	CRIB 5*	TASK & SS
Camira	Hemp					•			60	CRIB 5	TASK & SS
Camira	24/7 +					•			33	CRIB 5	TASK & SS
Camira	24/7 Flax					•			30	CRIB 5	TASK
Camira	Landscape Balance/Contact					•			95	CRIB 5*	TASK & SS
Camira	Intervene Plain/Texture					•			0	CRIB 5	TASK & SS
Camira	Blazer					•			100	CRIB 5*	TASK & SS
Camira	Marvel					•			0	CRIB 5	TASK & SS
Camira	Aquarius					•			100	CRIB 5*	TASK & SS
Camira	Oxygen					•			90	CRIB 5*	TASK
Camira	Silk					•			67	CRIB 5	TASK & SS
Camira	Track					•			0	CRIB 5	TASK & SS
Camira	Synergy 170					•			95	LOW HAZARD	PANEL
Camira	Hebden					•			60	CRIB 5	TASK & SS
Camira	Main Line Flax Stripe					•			70	CRIB 5	TASK & SS
Camira	Individuo						•		95	CRIB 5*	TASK & SS
Camira	Stripes						•		95	CRIB 5	TASK & SS
Camira	Craggan						•		100	CRIB 5	TASK & SS
Camira	Code						•		85	CRIB 5*	TASK & SS
Camira	Century						•		77	CRIB 5	TASK & SS
CrestJTM	Contempo							•	0	CRIB 5	TASK & SS
CrestJTM	Shelly							•	0	CRIB 5	TASK & SS
CrestJTM	Vele							•	0	CRIB 5	TASK & SS
CrestJTM	Cambridge							•	0	CRIB 5	TASK & SS
CrestJTM	Colorado							•	0	CRIB 5	TASK & SS
Yarwood	Dallara (vinyl)			•					0	CRIB 5	TASK & SS
Yarwood	Aneurin (vinyl)				•				0	CRIB 5	TASK & SS
Yarwood	Ascot (vinyl)				•				0	CRIB 5	TASK & SS
Yarwood	Churchill (vinyl)					•			0	CRIB 5	TASK & SS
Yarwood	Camden							•	0	CRIB 5	TASK & SS
Yarwood	Style							•	0	CRIB 5	TASK & SS
Yarwood	Hammersmith							•	0	CRIB 5	TASK & SS
Yarwood	Capri							•	0	CRIB 5	TASK & SS
Yarwood	Mustang							•	0	CRIB 5	TASK & SS

* WHEN TREATED
 Featured swatches in following fabric brand pages

PLEASE NOTE:
FABRIC BANDINGS - Should your fabric of choice not be listed please contact our sales teams who will be happy to assist. The above is intended as a guide only. Please ensure you check the suitability of your selected fabric for its application prior to ordering.
LEATHER - All leather fabrics are priced on application.
FABRIC SWATCHES - We recommend that your final fabric selection is made based on a physical swatch only. Please note colour accuracy of printed fabric swatches is not guaranteed and is intended as a guide only.



Chieftain Fabrics are experts in vinyl upholstery. It is their only focus and they believe that for this reason, they are the best at what they do. Chieftain specialise in the design and production of high quality performance fabric and contract upholstery, and have done for over 60 years. With their unique mix of specialist expertise, innovative R&D and advanced materials, they produce an inherently better fabric. Chieftain are constantly striving to keep up with ever changing technologies and have the only fabric that has passed both the Tropical test and Crib 7.



FABRIC BAND 3



Application
High traffic areas, stadia seating, restaurant, hotel, healthcare, prisons, high security environments etc.

Characteristics
Surface : Phthalate free PVC
Backing : Cotton/PES
Weight : 705 g/m2
Thickness : 1.10mm
Bursting Strength : 1,200+kPa
Abrasion : 500,000+ Martindale Rubs

Flame Retardancy
BS5852 Ignition Source 7 - Crib 7 as standard
BS7176 Medium Hazard
S.I. 1988 No.1324 Schedule 4 and 5
BS EN1021-1 and 2
CS-25
FMVSS 302
IMO A 652 (16)
M2
B2


Jungle / Tropical Test
ISO 1419 : 1995 Accelerated Aging Test

Antimicrobial
ISO 22196
G21
Independent testing has verified that Just Colour is effective at reducing the spread of MRSA, E.Coli, and other similar bacteria.

See Chieftainfabrics.com for further details and cleaning instructions.



Citrus Green



FABRIC BAND 3




Application
Domestic application only - not suitable for contract use.

Characteristics
Surface : PVC
Backing : PES or Cotton PES
Weight : 608g/m2
Thickness : 1.00mm
Bursting Strength : 1,000+kPa
Abrasion : 40,000+ Martindale Rubs

Flame Retardancy
BS7176 Low Hazard
S.I. 1988 No.1324 Schedule 4 and 5
BS EN1021-1 and 2
CS-25
FMVSS 302
IMO A 652 (16)

See Chieftainfabrics.com for further details and cleaning instructions.



Daisy



FABRIC BAND 4




Application
High traffic areas, stadia seating, restaurant, hotel, healthcare etc.

Characteristics
Surface : Phthalate free PVC 85% : 15% PU
Backing : 100% Organic Cotton
Weight : 800g/m2
Thickness : 1.25mm
Bursting Strength : 1,000+kPa
Abrasion : 500,000+ Martindale Rubs

Flame Retardancy
BS5852 Ignition Source 5 - Crib 5 as standard
BS7176 Medium Hazard
S.I. 1988 No.1324 Schedule 4 and 5
BS EN1021-1 and 2
CS-25
FMVSS 302
IMO A 652 (16)

Antimicrobial
ISO 22196
Independent testing has verified that Lionella is effective at reducing the spread of MRSA, E.Coli, and other similar bacteria.

See Chieftainfabrics.com for further details and cleaning instructions.



Aubergine



FABRIC BAND 3



Application
High traffic areas, stadia seating, restaurant, hotel, healthcare etc.

Characteristics
Surface : Phthalate free PVC
Backing : Cotton/PES
Weight : 705 g/m2
Thickness : 1.10mm
Bursting Strength : 1,200+kPa
Abrasion : 500,000+ Martindale Rubs


Flame Retardancy
BS5852 Ignition Source 5 - Crib 5 as standard
BS7176 Medium Hazard
S.I. 1988 No.1324 Schedule 4 and 5
BS EN1021-1 and 2
CS-25
FMVSS 302
IMO A 652 (16)

Antimicrobial
ISO 22196
Independent testing has verified that Carino is effective at reducing the spread of MRSA, E.Coli, and other similar bacteria.

See Chieftainfabrics.com for further details and cleaning instructions.



Oro



camira

Camira have been weaving the fabric of the world for decades. They produce fabrics for spaces and places, from offices to schools, trains to buses, and shops to hospitals. Camira manufacture over 8 million metres of fabric a year so you're sure to have touched upon their fabrics either at work, at play or on the move. From their manufacturing plant, registered to ISO 9001 and 14001 standards, they make 8 million metres of fabric a year meeting international flammability regulations, celebrating colour, design, technical and environmental innovation.

CAMIRA MAIN LINE FLAX - FABRIC BAND 4

Composition
70% Virgin Wool, 30% Flax

Environmental
Rapidly renewable and compostable.

Abrasion Resistance
Heavy duty / 10 year guarantee
Independently certified to ≥50,000
Martindale cycles


Flammability
EN 1021 - 1 (cigarette)
EN 1021 - 2 (match)
BS 7176 Low Hazard
BS 5852 Ignition Source 5
BS 7176 Medium Hazard
BS 5867-2 Type B Curtains & Drapes
UNI 9175 Classe 1 IM
ÖNORM B 3825 & A 3800-1

Note: Flammability performance is dependent on components used.

Light Fastness
5 (ISO 105 - B02)

Fastness to Rubbing
Wet: 3, Dry: 4 (ISO 105 - x12)

See Camirafabrics.com for further details and cleaning instructions.



CAMIRA SYNERGY - FABRIC BAND 5

Composition
95% Virgin Wool, 5% Polyamide.
Non metallic dyestuffs

Weight
400g/m2 ±5% (560g/lin.m ±5%)

Abrasion Resistance
Heavy duty / 10 year guarantee
Independently certified to ≥100,000
Martindale cycles


Flammability
EN 1021 - 1 (cigarette)
EN 1021 - 2 (match)
BS 7176 Low Hazard
UNI 9175 Classe 1 IM
NF D 60-013
ÖNORM B 3825 & A 3800-1
Optional: Please specify when ordering: BS 5852
Ignition Source 5 when FR treated
BS 7176 Medium Hazard when FR

Note: Flammability performance is dependent on components used

Light Fastness
5 (ISO 105 - B02)

Fastness to Rubbing
Wet:4 Dry:4 (ISO 105 - X12)
Cleaning
Vacuum regularly. Professionally dry clean or wipe clean with a damp cloth.

See Camirafabrics.com for further details and cleaning instructions



CAMIRA RIVET - FABRIC BAND 1

Composition
100% Repreve Recycled Polyester.
REPREVE® Unifi, Inc.

Environmental
Made from 100% post-consumer recycled polyester.

Weight
280g/m2 ±5% (390g/lin.m +/-5%)

Abrasion Resistance
Heavy duty / 10 year guarantee
Independently certified to ≥80,000
Martindale cycles


Flammability
EN 1021 - 1 (cigarette)
EN 1021 - 2 (match)
BS 7176 Low Hazard

Note: Flammability performance is dependent on

components used.
Light Fastness
6 (ISO 105 - B02)

Fastness to Rubbing
Wet: 4, Dry: 4 (ISO 105 - X12)

See Camirafabrics.com for further details and cleaning instructions.



CAMIRA XTREME - FABRIC BAND 3

Composition
100% Recycled Flame Retardant Polyester
Non metallic dyestuffs

Environmental
Made from 100% recycled polyester
Certified to the EU Ecolabel

Weight
310g/m2 ±5% (435g/lin.m ±5%)

Abrasion Resistance
Heavy duty / 10 year guarantee
Independently certified to ≥100,00
Martindale cycles

Flammability
EN 1021 - 1 (cigarette)
EN 1021 - 2 (match)
BS 7176 Low Hazard
BS 5852 Ignition Source 5
BS 7176 Medium Hazard
DIN 4102 B1


UNI 8456 & UNI 9174 Classe 1
NF D 60-013

Note: Flammability performance is dependent on components used.

Light Fastness
6 (ISO 105 - B02)

Fastness to Rubbing
Wet:4, Dry:4 (ISO 105 - x12)

See Camirafabrics.com for further details and cleaning instructions.



FINISHES & COLOURS

Our finishes are designed for ease of coordination and use, abundance of choice and thoughtfulness to the environment. The offering consists of a wide selection of textiles, paints, decors, veneer finishes, glass, acrylic, metals, and plastics.

On these pages we have listed some of our most popular MFC and Steel finishes to assist you in choosing the right finishes for your project.

STOCKED MFC COLOUR RANGES

Ranges


Height Adjustable Desking, Bench Desking, Desking, Meeting Tables & Wooden Storage

Care & Maintenance

Due to its resistant, hygienic and dense surface, these laminates do not require any special form of care. The surface is generally easy to clean. Do not use sanitary cleaners or detergents with abrasive components, as such cleaners may lead to changes in the gloss level and/or scratching of the material.




Beech Nova Oak Grey Oak Maple Dark Walnut



White

LEG FINISHES



Silver RAL9006 White RAL9010 Black RAL9005

PROJECT RANGE MFC FINISHES

Ranges


Meeting Tables

Care & Maintenance

Due to its resistant, hygienic and dense surface, these laminates do not require any special form of care. The surface is generally easy to clean. Do not use sanitary cleaners or detergents with abrasive components, as such cleaners may lead to changes in the gloss level and/or scratching of the material.



Ash Autumn Cherry Beech Chester Oak English Walnut



Grey Grey Nebraska Oak Laurentii Wenge Natural Nebraska Oak White

LEG FINISHES



Silver White

PICNIC AND PLATEAU MEETING TABLE FINISHES

Ranges

Picnic & Plateau

Care & Maintenance

Due to its resistant, hygienic and dense surface, these laminates do not require any special form of care. The surface is generally easy to clean. Do not use sanitary cleaners or detergents with abrasive components, as such cleaners may lead to changes in the gloss level and/or scratching of the material.



Anthracite Grey White

LEG FINISHES



Silver RAL9006 White RAL9010

TALOS STEEL COLOURS

Ranges

Talos

Care & Maintenance

Carefully remove any loose surface deposits with a wet sponge. Use a soft brush (non abrasive) and a dilute solution of a mild detergent, eg, pH-neutral liquid hand dishwashing detergent in warm water (DO NOT use solvents) to remove dust, salt and other deposits.



Black RAL9005 Grey RAL9035 White RAL9003 Coffee RAL8317 Cream RAL1913

BISLEY STEEL COLOURS

Ranges

Bisley Steel Storage

Care & Maintenance

Carefully remove any loose surface deposits with a wet sponge. Use a soft brush (non abrasive) and a dilute solution of a mild detergent, eg, pH-neutral liquid hand dishwashing detergent in warm water (DO NOT use solvents) to remove dust, salt and other deposits.



Light Grey White Oxford Blue Traffic White Silver (Smooth) Mimosa Anthracite Azure Black Yellow



Fushia Goose Orange Cardinal Chalk Coffee Cream

E&EO. All items are subject to VAT, where applicable.

1300 Aztec West, Park Avenue, Aztec West,
Bristol, BS32 4RX, United Kingdom

T : +44 (0) 1454 207360

F : +44 (0) 1454 207367

E : sales@tcgroupuk.com

W : tcgroupuk.com

