

TRENDnet[®]



Quick Installation Guide

TV-IP315PI

Table of Content

1 English

1. Before You Start
2. Hardware Installation and Configuration

1. Before You Start

Package Contents

- TV-IP315PI
- CD-ROM (Utility and User's Guide)
- Quick Installation Guide
- Mounting kit

Minimum Requirements

- Power over Ethernet (PoE) switch (e.g. TPE-TG80g) or PoE Injector (e.g. TPE-113GI)
- A networked computer and web browser
- Wired network
- Network cable

Note:

- The TV-IP315PI only works with Power over Ethernet (PoE) devices that follow the IEEE 802.3af standard.
- The TV-IP315PI has a 5.5 mm barrel connector for an optional 12 V DC 1A power adapter.
- Optional Power Supply (not included).

TRENDnetVIEW Pro Requirements


Supported Operating Systems	1-8 Cameras		9-32 Cameras	
	CPU	Memory	CPU	Memory
Windows 10/ Windows 8.1/ Windows 8 / Windows 7/ Windows Server 2008	2 GHz	2 GB RAM or above	2 GHz	4 GB RAM or above

2. Hardware Installation and Configuration

1. Do not install or mount the IP camera until after you complete the installation steps below. Temporarily place the IP camera next to your computer.
2. Insert the Utility CD-ROM into your CD-ROM drive.
3. Select language from the drop down menu.
4. Click **Install Camera**.




5. Write down the MAC address of your camera. Then click **Next**.



6. Connect a network cable from the camera's network port to your PoE source. The IR LEDs will turn on and show a dim visible red light. Allow 60 seconds for the camera to boot up. Then click **Next**.

Connect the network cable

Connect a network cable to the camera's network port to your PoE+ Switch. The IR LEDs will be on and you can see dim visible red light. Allow 60 seconds for the camera to boot up.



Home Back Next

Next

7. Select your camera. Click **Next** and follow the instructions.

Select your camera

The following cameras were detected on your network. Check the MAC address of the IP Camera you are going to setup and select it from the list.

Model	Mac Address
<input checked="" type="radio"/> TV-IP315PI	c4-2f-90-eb-fe-61
<input type="radio"/> TV-IP314PI	c4-2f-90-df-0c-25
<input type="radio"/> TV-IP320PI	d8-eb-97-cd-4b-06
<input type="radio"/> TV-IP311PI	d8-eb-97-cd-23-ed
<input type="radio"/> TV-IP324PI	d8-eb-97-ce-bf-52
<input type="radio"/> TV-IP325PI	d8-eb-97-ce-bc-91

If you don't see your camera's MAC address: confirm that the camera is powered up, confirm your computer is connected to your network, and then click the Retry button.

Home Retry Back Next

Next

8. Select DHCP option to assign an IP by DHCP server, select “Fixed IP” to set IP address manually. Click **Next**.

Select a Connection Option

Please select a connection option based on your network environment. If you do not know which connection option to choose, select DHCP.

DHCP Select this option if your camera is connected to a router and DHCP is enabled

Fixed IP Select this option if you want to configure the camera with a static IP address

Home Back Next

Next

9. If you select “Fixed IP”, fill out the IP address, subnet mask, default gateway, and DNS server. Please ensure that the IP address of the camera and the computer must be within the same network. Click **Next**.

10. Select **Change Password**. Enter a new password, confirm the new password and then click **Next**.

Change password

You **MUST** change the default password of the camera.

Enter the default password: admin

Enter your new password. must be between 8 and 16 characters.(Alphanumeric:a-z, A-Z, 0-9, !, @, #, \$)

Admin ID: admin

Password: *****

Change Password

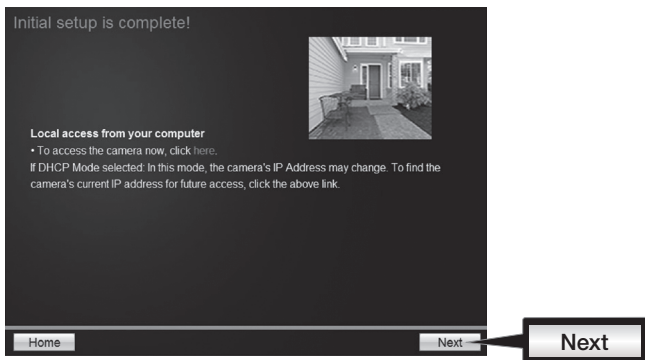
New password: *****

Confirm new password: *****

Home Back Next

Next

11. Initial Setup is complete! Your camera is now connected to your network. Click the hyperlink to confirm access to the management page. This will open up a web browser. To resume installation, minimize the web browser and then click **Next**.



12. Congratulations! Your camera is now ready to be installed in its final location. Scan the QR code to download a free mobile app to view the camera from your mobile device. Click **Finish** to exit the installation wizard.



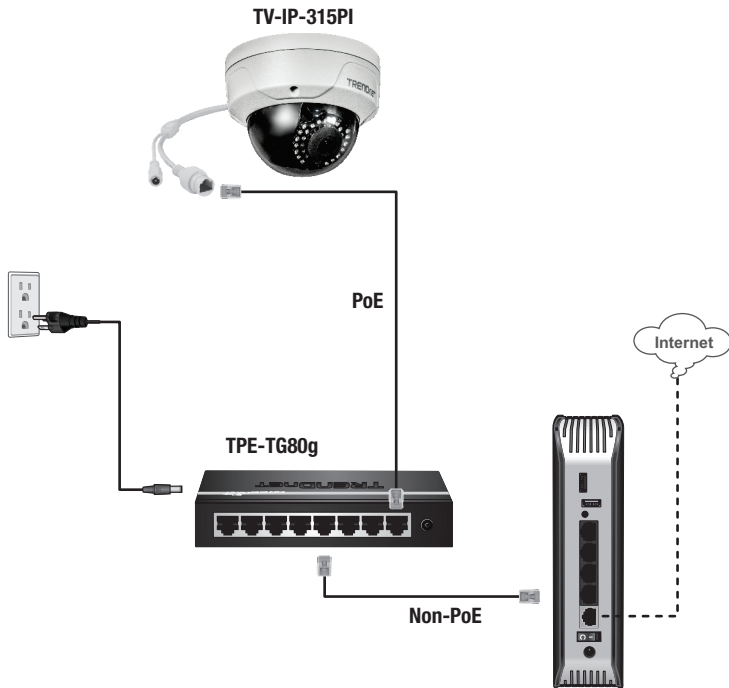
13. To manage multiple cameras and for more advanced features, please install the TRENDnetVIEW Pro software. Install the software by clicking **Install TRENDnetVIEW Pro Software** in the Autorun window and refer to the TRENDnetVIEW Pro User's Guide on the CD for more information.

Note

- See User's Guide for advanced management functions
- Two User's Guides are included – one for the camera and one for the complimentary management software.

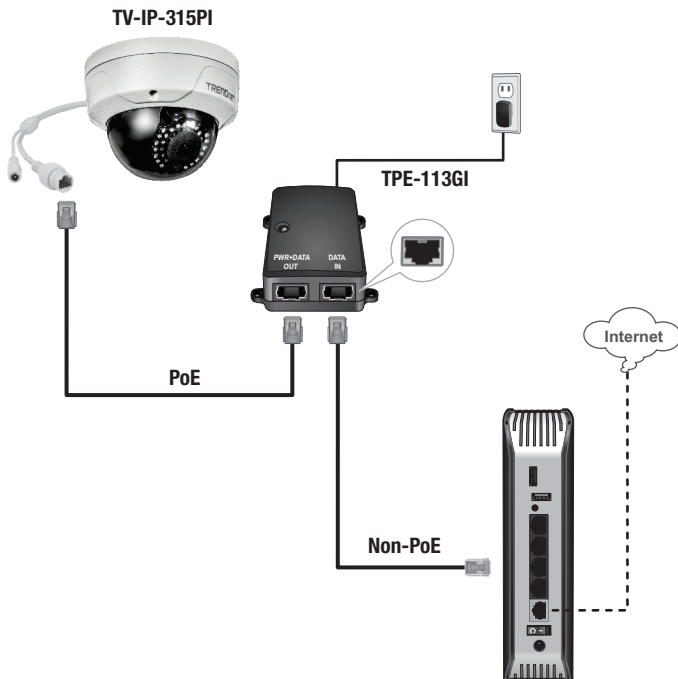
14. Install the camera in your desired location. To connect the IP camera to your network with PoE, please use either of the following examples:

Using the TV-IP315PI with a PoE switch (TPE-TG80g)



- Before mounting the camera, the lens must be manually positioned and focused.
- Connect a network cable from the Power over Ethernet switch (e.g. TPE-TG80g) to the network port on the IP Camera.
- Connect the switch to your network.

Using the TV-IP315PI with an Injector (TPE-113GI)



- Connect the power adapter to the TPE-113GI and then to a power outlet.
- Connect a network cable from the TV-IP315PI to the TPE-113GI's PWR+DATA OUT (PoE) port.
- Connect a network cable from a switch or router (e.g. TEW-818DRU) to the TPE-113GI's DATA IN (Non-PoE) port.

Mounting the camera

Note:

- Before mounting the camera, the lens must be manually positioned and focused.
- For tips on capturing appropriate camera viewing angle, please refer to the user's guide.

1. Loosen the adjustable nut and manually position the camera as desired.




2. Place the provided template label on the mounting surface.



3. Drill holes for the provided screw anchors at each marked position on the template. Make sure the drill bit matches the size of the provided screw anchors.

4. Insert the provided screw anchors into the holes.

5. Align the mounting bracket with the screw anchors, and then use the provided wood screws to secure the camera to the mounting surface.



Declaration of Conformity

TRENDNET[®]

Manufacturer's Name and Address

TRENDnet, Inc.
20675 Manhattan Place
Torrance, CA 90501 USA



Product Information

Model Number: TV-IP315PI
Product Name: Indoor / Outdoor 4 MP PoE Dome Day/Night Network Camera
Trade Name: TRENDnet

TRENDnet hereby declare that the product is in compliance with the essential requirements and other relevant provisions under our sole responsibility.

EMC

EN 55022: 2010 Class B
EN 61000-3-2: 2014
EN 61000-3-3: 2013
EN 50130-4: 2011

This product is herewith confirmed to comply with the Directives.

Directives:

EMC Directive 2004/108/EC and 2014/30/EU
RoHS Directive 2011/65/EU
REACH Regulation (EC) No. 1907/2006

Person responsible for this declaration.

Place of Issue: Torrance, California, USA

Date: February 20, 2016

Name: Sonny Su

Title: Director of Technology

Signature:

A handwritten signature in black ink, appearing to read 'Sonny Su', is written over a horizontal line.

GPL/LGPL General Information

This TRENDnet product includes free software written by third party developers. These codes are subject to the GNU General Public License ("GPL") or GNU Lesser General Public License ("LGPL"). These codes are distributed WITHOUT WARRANTY and are subject to the copyrights of the developers. TRENDnet does not provide technical support for these codes. The details of the GNU GPL and LGPL are included in the product CD-ROM.

Please also go to (<http://www.gnu.org/licenses/gpl.txt>) or (<http://www.gnu.org/licenses/lgpl.txt>) for specific terms of each license.

The source codes are available for download from TRENDnet's web site (http://trendnet.com/downloads/list_gpl.asp) for at least three years from the product shipping date.

You could also request the source codes by contacting TRENDnet.
20675 Manhattan Place, Torrance, CA 90501, USA. Tel: +1-310-961-5500 Fax: +1-310-961-5511

Informations générales GPL/LGPL

Ce produit TRENDnet comprend un logiciel libre gratuit par des programmeurs tiers. Ces codes sont sujet à la GNU General Public License ("GPL" Licence publique générale GNU) ou à la GNU Lesser General Public License ("LGPL" Licence publique générale limitée GNU). Ces codes sont distribués SANS GARANTIE et sont sujets aux droits d'auteurs des programmeurs. TRENDnet ne fournit pas d'assistance technique pour ces codes. Les détails concernant les GPL et LGPL GNU sont repris sur le CD-ROM du produit.

Veillez également vous rendre en (<http://www.gnu.org/licenses/gpl.txt>) ou en (<http://www.gnu.org/licenses/lgpl.txt>) pour les conditions spécifiques de chaque licence.

Les codes source sont disponibles au téléchargement sur le site Internet de TRENDnet web site (http://trendnet.com/downloads/list_gpl.asp) durant au moins 3 ans à partir de la date d'expédition du produit.

Vous pouvez également demander les codes source en contactant TRENDnet.
20675 Manhattan Place, Torrance, CA 90501, USA. Tel: +1-310-961-5500 Fax: +1-310-961-5511

Allgemeine Informationen zu GPL/LGPL

Dieses Produkt enthält die freie Software "netfilter/iptables" © 2000-2004 netfilter project <http://www.netfilter.org>) und die freie Software „Linux „mtd“ (Memory Technology Devices) Implementation © 2000 David Woodhouse), erstmals integriert in Linux Version 2.4.0-test 3 v. 10.07.2000 (<http://www.kernel.org/pub/linux/kernel/v2.4/old-test-kernels/linux-2.4.0-test3.tar.bz2>), sowie weitere freie Software. Sie haben durch den Erwerb dieses Produktes keinerlei Gewährleistungsansprüche gegen die Berechtigten an der oben genannten Software erworben; weil diese die Software kostenfrei lizenzieren gewähren sie keine Haftung gemäß unten abgedruckten Lizenzbedingungen. Die Software darf von jedermann im Quell- und Objektcode unter Beachtung der Lizenzbedingungen der GNU General Public License Version 2, und GNU Lesser General Public License (LGPL) vervielfältigt, verbreitet und verarbeitet werden.

Die Lizenz ist unten im englischsprachigen Originalwortlaut wiedergegeben. Eine nichtoffizielle Übersetzung in die deutsche Sprache finden Sie im Internet unter (<http://www.gnu.de/documents/gpl-2.0.de.html>). Eine allgemeine öffentliche GNU Lizenz befindet sich auch auf der mitgelieferten CD-ROM.

Sie können Quell- und Objektcode der Software für mindestens drei Jahre auf unserer Homepage www.trendnet.com im Downloadbereich (http://trendnet.com/langen/downloads/list_gpl.asp) downloadend. Sofern Sie nicht über die Möglichkeit des Downloads verfügen können Sie bei TRENDnet.

20675 Manhattan Place, Torrance, CA 90501 -U.S.A -, Tel.: +1-310-961-5500, Fax: +1-310-961-5511 die Software anfordern.

Información general sobre la GPL/LGPL

Este producto de TRENDnet incluye un programa gratuito desarrollado por terceros. Estos códigos están sujetos a la Licencia pública general de GNU ("GPL") o la Licencia pública general limitada de GNU ("LGPL"). Estos códigos son distribuidos SIN GARANTÍA y están sujetos a las leyes de propiedad intelectual de sus desarrolladores. TRENDnet no ofrece servicio técnico para estos códigos. Los detalles sobre las licencias GPL y LGPL de GNU se incluyen en el CD-ROM del producto.

Consulte también el (<http://www.gnu.org/licenses/gpl.txt>) ó el (<http://www.gnu.org/licenses/lgpl.txt>) para ver las cláusulas específicas de cada licencia.

Los códigos fuentes están disponibles para ser descargados del sitio Web de TRENDnet (http://trendnet.com/downloads/list_gpl.asp) durante por lo menos tres años a partir de la fecha de envío del producto.

También puede solicitar el código fuente llamando a TRENDnet.
20675 Manhattan Place, Torrance, CA 90501, USA. Tel: +1-310-961-5500 Fax: +1-310-961-5511

Общая информация о лицензиях GPL/LGPL

В состав данного продукта TRENDnet входит бесплатное программное обеспечение, написанное сторонними разработчиками. Это ПО распространяется на условиях лицензий GNU General Public License ("GPL") или GNU Lesser General Public License ("LGPL"). Программы распространяются БЕЗ ГАРАНТИИ и охраняются авторскими правами разработчиков. TRENDnet не оказывает техническую поддержку этого программного обеспечения. Подробное описание лицензий GNU GPL и LGPL можно найти на компакт-диске, прилагаемом к продукту.

В пунктах (<http://www.gnu.org/licenses/gpl.txt>) и (<http://www.gnu.org/licenses/lgpl.txt>) изложены конкретные условия каждой из лицензий.

Исходный код программ доступен для загрузки с веб-сайта TRENDnet (http://trendnet.com/downloads/list_gpl.asp) в течение, как минимум, трех лет со дня поставки продукта.

Кроме того, исходный код можно запросить по адресу TRENDnet.
20675 Manhattan Place, Torrance, CA 90501, USA. Tel: +1-310-961-5500 Fax: +1-310-961-5511

GPL/LGPL informações Gerais

Este produto TRENDnet inclui software gratuito desenvolvido por terceiros. Estes códigos estão sujeitos ao GPL (GNU General Public License) ou ao LGPL (GNU Lesser General Public License). Estes códigos são distribuídos SEM GARANTIA e estão sujeitos aos direitos autorais dos desenvolvedores. TRENDnet não presta suporte técnico a estes códigos. Os detalhes do GNU GPL e do LGPL estão no CD-ROM do produto. Favor acessar <http://www.gnu.org/licenses/gpl.txt> ou <http://www.gnu.org/licenses/lgpl.txt> para os termos específicos de cada licença.

Os códigos fonte estão disponíveis para download no site da TRENDnet (http://trendnet.com/langen/downloads/list_gpl.asp) por pelo menos três anos da data de embarque do produto.

Você também pode solicitar os códigos fonte contactando TRENDnet, 20675 Manhattan Place, Torrance, CA 90501, USA. Tel: +1-310-961-5500, Fax: +1-310-961-5511.

GPL/LGPL üldinformatsioon

See TRENDneti toode sisaldab vaba tarkvara, mis on kirjutatud kolmanda osapoole poolt. Koodid on allutatud GNU (General Public License) Üldise Avaliku Litsentsi (GPL) või GNU (Lesser General Public License) ("LGPL") Vähem Üldine Avalik Litsentsiga. Koode vahendatakse ILMA GARANTIITA ja need on allutatud arendajate poolt. TRENDnet ei anna koodidele tehnilist tuge. Detailsemat infot GNU GPL ja LGPL kohta leiate toote CD-ROMil. Infot mõlema litsentsi spetsiifiliste terminite kohta leiate (<http://www.gnu.org/licenses/gpl.txt>) või (<http://www.gnu.org/licenses/lgpl.txt>).

Infot mõlema litsentsi spetsiifiliste terminite kohta leiate (<http://www.gnu.org/licenses/gpl.txt>) või (<http://www.gnu.org/licenses/lgpl.txt>). Lähtekoodi on võimalik alla laadida TRENDneti kodulehelt (http://trendnet.com/langen/downloads/list_gpl.asp) kolme aasta jooksul alates toote kättesaamise kuupäevast.

Samuti võite lähtekoodi paluda TRENDneti'lt, 20675 Manhattan Place, Torrance, CA 90501, USA. Tel: +1-310-961-5500, Fax: +1-310-961-5511.

TRENDnet[®]

Limited Warranty

TRENDnet warrants its products against defects in material and workmanship, under normal use and service. Specific warranty periods are listed on each of the respective product pages on the TRENDnet website.

Garantie Limitée

TRENDnet garantit ses produits contre les problèmes de matériel ou de fabrication, dans des conditions normales d'utilisation et de service. Les périodes de garanties précises sont mentionnées sur chacun des pages produits du site web de TRENDnet.

Eingeschränkte Garantie

TRENDnet gewährt eine Garantie für seine Produkte im Falle von Material- und Bearbeitungsdefekten, bei normaler Verwendung und Wartung. Spezielle Garantiezeiträume werden auf jeder Produktseite auf der Website von TRENDnet genannt.

Garantía limitada

TRENDnet garantiza que sus productos carecen de defectos en el material y la fabricación, en condiciones de uso y funcionamiento normales. Los periodos específicos de garantía figuran en cada una de las páginas de producto del sitio web de TRENDnet.

Ограниченная гарантия

Компания TRENDnet предоставляет гарантию на свои изделия от дефектов материалов и сборки при нормальном использовании и обслуживании. Конкретные гарантийные сроки указаны на странице каждого продукта на сайте компании TRENDnet.

Garantia Limitada

A TRENDnet garante seus produtos contra defeitos de material e mão de obra sob condições normais de uso e serviço. Os períodos de garantia específicos estão listados em cada uma das páginas dos respectivos produtos no site da TRENDnet.

Piiratud garantii

TRENDneti garantii hõlmab materjali- ja koostamisdefekte, mis ilmnevad toote tavapärasel kasutamisel. Garantiiaja täpne pikkus konkretse toote puhul on leitav TRENDneti kodulehelt vastava toote infolehel.

Garanzia limitata

TRENDnet garantisce i propri prodotti da difetti di materiali e manodopera, in condizioni di normale uso ed esercizio. I periodi di garanzia specifici sono elencati sulle rispettive pagine di prodotto sul sito TRENDnet.

Safety notes

Before using your TRENDnet device for the first time, it is essential to read and understand all safety and operating instructions. Keep instructions in a safe place for future reference.

Some TRENDnet products are rated for outdoor applications and can sustain certain weather conditions.

Please refer to the product's Ingress Protection (IP) rating and the operating humidity and temperature range.

DANGER due to electricity

Warning: Never open TRENDnet devices. Doing so poses the risk of electric shock!

The device is voltage free only when unplugging from the mains power supply.

No physical maintenance of TRENDnet devices is required.

If damage occurs, disconnect the TRENDnet device from the power outlet and contact a qualified technician ONLY.

Damage is defined as:

- If the power cable/plug is damaged
- If the device has been submerged in liquid (e.g. rain or water; except products that are rated for outdoor applications)
- If the device is inoperable
- If there is damage to the housing of the device

Only operate TRENDnet devices using a mains power supply.

To disconnect devices from the mains supply, remove the device itself or its mains plug from the power outlet. The power outlet and all connected network devices should be easily accessible so that you can pull the mains plug quickly if needed.

TRENDnet devices are designed for indoor use only and in a dry location (except those that are rated for outdoor applications)

To clean a TRENDnet device, disconnect it from the mains supply first and only use a dry towel.

DANGER due to overheating

Never expose TRENDnet devices to extreme heat (e.g. direct sunlight, fire, or other heat sources). For outdoor rated products, please install the product in an environment that is within the product's operating temperature and humidity range.

Do not interlock multiple TRENDnet devices.

Only install TRENDnet devices in locations with adequate ventilation (slots and openings on the housing are used for ventilation).

- Do not cover TRENDnet devices when operating.
- Do not place any objects on TRENDnet devices.
- Do not insert any foreign objects into the openings of TRENDnet devices.
- Do not place TRENDnet devices next to an open flame (e.g. fire or candles).
- Do not expose TRENDnet devices to direct heat (e.g. radiator or direct sunlight).

TRENDNET[®]

Certifications

This device complies with Part 15 of the FCC Rules.

Operation is subject to the following two conditions:

- (1) This device may not cause harmful interference.
- (2) This device must accept any interference received.

Including interference that may cause undesired operation.



Waste electrical and electronic products must not be disposed of with household waste. Please recycle where facilities exist. Check with your Local Authority or Retailer for recycling advice.

Applies to PoE Products Only: This product is to be connected only to PoE networks without routing to the outside plant.

Note

The Manufacturer is not responsible for any radio or TV interference caused by unauthorized modifications to this equipment. Such modifications could void the user's authority to operate the equipment.

Advertencia

En todos nuestros equipos se mencionan claramente las características del adaptador de alimentación necesario para su funcionamiento. El uso de un adaptador distinto al mencionado puede producir daños físicos y/o daños al equipo conectado. El adaptador de alimentación debe operar con voltaje y frecuencia de la energía eléctrica domiciliar existente en el país o zona de instalación.

Technical Support

If you have any questions regarding the product installation, please contact our Technical Support.

Toll free US/Canada: **1-866-845-3673**

Regional phone numbers available at www.trendnet.com/support

TRENDnet

20675 Manhattan Place
Torrance, CA 90501
USA

Product Warranty Registration

Please take a moment to register your product online. Go to TRENDnet's website at:

www.trendnet.com/register