



## MATERIAL HANDLING

Convertible A-Frame Truck .....	160	Step Stools.....	170
Convertible Platform Truck .....	160	Closet Organiser .....	170
Heavy-Duty Platform Trucks .....	161	Executive Service Cart.....	172
Work-Height Platform Truck .....	161	X-tra™ Utility Carts.....	173
Side Panel Platform Truck.....	162	Light-Duty Service / Utility Carts.....	174
5th Wheel Wagon Truck.....	162	Accessories.....	174
Semi-Live Skids.....	162		
Heavy-Duty Utility Carts Lipped shelves ...	163		
Stanchion Platform Truck.....	164		
Sheet & Panel Truck.....	164		
A-Frame Panel Truck.....	164		
Convertible Utility Cart.....	165		
TradeMaster® Mobile Cabinets			
& Work Centres.....	165		
Trade Cart.....	166		
Ladder Cart.....	166		
Structural Foam Tilt Trucks .....	167		
Cube Trucks .....	168		
Triple™ Trolley.....	168		
ActionPacker® Storage Containers.....	169		
BRUTE® Totes.....	169		
Rough Totes.....	169		
Tool Boxes .....	170		

## Why is plastic the best option for material handling efficiency?

Fed up with your metal tools rusting and wooden products rotting? Plastic is the best option for providing reliable, long-lasting material handling equipment that will not let you down.

**Rubbermaid's material handling products are super-strong tools that perform in even the toughest environments. Built from durable plastics such as HDPE, structural foam or structural web, Rubbermaid provides lightweight and easy-to-use products that make material handling simpler, more comfortable and more cost-effective.**

- Lightweight and easy-to-clean construction.
- Quick and easy assembly using commonly available tools.
- Optimum service life: structural foam deck construction will not rust, dent, chip or splinter.
- Virtually maintenance-free.

### Built to last

Many of Rubbermaid's material handling products are manufactured from durable structural foam – providing a lightweight, easy-to-clean and strong product that performs in even the toughest environments.

Duramold™ decks are formed from a precision-engineered resin and metal composite that is lighter than typical steel or wood products without sacrificing strength. This allows Rubbermaid to reduce the overall weight and improve ergonomics.

Duramold has the highest strength-to-weight ratio compared to metal, wood and solid plastic decks. This makes Duramold-based products 35% lighter but still able to carry the same payload weight.



Steel reinforced deck.



Structural foam construction.



### Strength and durability

Structural foam moulding eliminates the need for a metal frame and provides a seamless, leak-proof body that won't rust, chip, dent or peel.



### Why choose plastic over metal or wood?

There are three main reasons why plastic is a better choice for materials handling than metal or wood:

#### Versatility

- Delivers high strength design possibilities.
- More impact absorbent.
- Reduces passing damage to walls, doorways and fixtures.

#### Low maintenance and long product life

- Will not rust, dent, chip, peel or splinter.
- No re-painting required.
- Easily cleaned.

#### Safety

- Non-conductive of electrical currents.
- Waterproof and will not rot.
- Resistant to most chemicals.
- Quiet operation.

#### Plastic will not:



Rust



Chip



Dent



Peel

# How can you avoid the pain and costs associated with repetitive strain injury and MSDs?

Rubbermaid's material handling products are designed to meet the demands of any workplace – from versatile and attractive front-of-house solutions to the rugged and durable workhorses required in manufacturing environments.

## Innovative solutions

Products like Rubbermaid's Convertible Cart are designed for applications where saving time and money are a priority, while still remaining safe and simple to operate.

## Committed to safety

We are committed to designing products that help promote safe work practices, including load security points, ergonomically-designed handles and lightweight construction for ease of manoeuvrability.

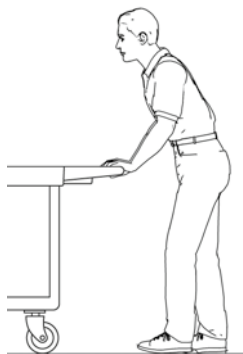
## Ergonomics

Many types of work activities can cause musculoskeletal disorders (MSD). As well as the physical pain experienced by the sufferer, MSD are also costly for employers:

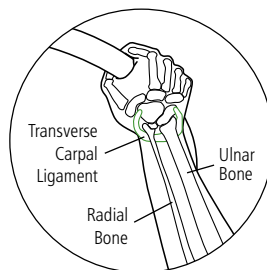
- Medical and administrative costs.
- Lost productivity.
- Absenteeism..

## Move loads safely and efficiently

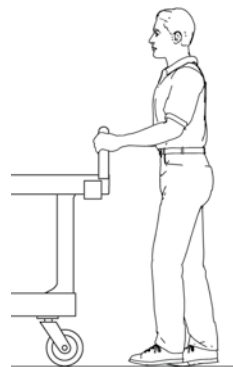
The variable grip-height handle on Rubbermaid carts and trucks improves manoeuvrability and reduces muscle strain for almost every user, regardless of their height.



TRADITIONAL CART HANDLE DESIGN



Angled handle helps keep wrist and bones in forearm aligned for optimum leverage while turning.



IMPROVED VARIABLE GRIP-HEIGHT HANDLE

## The EU has passed several directives relating directly or indirectly to MSD:

EU directives 90/269/EEC, 89/391/EEC and 89/654/EEC legally oblige the employer to provide staff with safe working environments and appropriate ergonomic equipment.



Metal - dents and rusts



Wood - Splinters and rots



## Convertible A-Frame Truck

Unique design combines the bulk load capacity of standard Panel or Bar Stock Trucks with the functionality of a Heavy-Duty 2-Shelf Cart. Perfect solution for transporting oversized, heavy loads of sheet goods, pipe, lumber, bar stock, tools and supplies in one trip.

- Easy convertibility - Spring-loaded release latches safely allow one or both top shelves to be folded down.
- Durable structural foam construction with steel reinforced frame and side rails hold bulky sheet goods firmly in place during transit.
- Large platform deck surface area and 900 kg capacity improve productivity.
  - Deck holds up to 30 cm depth of sheet goods, 15 cm on either side of truck.
- Four articulating outrigger arms fold down to cradle lumber, pipe and bar stock.
- 90 kg capacity per side.
- Moulded-in tie-down slots for load security.
- Textured deck surface reduces load slippage.
- Perimeter channel on lower deck retains small items.
- Removable, powder coated lower steel retaining bars.
- Two fixed, two swivel heavy-duty polyolefin casters with brakes, for optimal control, manoeuvrability, and long wear life over a variety of surfaces.



Ref	Description	Material	Dimensions	Capacity	Colour	Pack
FG446500*	Convertible A-Frame Truck	Polyethylene	126.0 x 69.0 x 144.0 cm	900 kg	Black	1

\*Non stock item

## Convertible Platform Truck

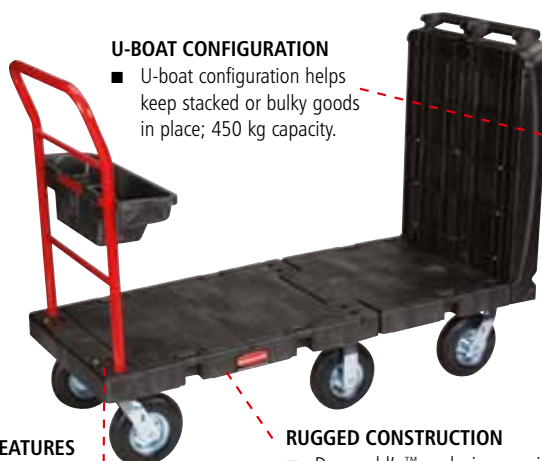
Unique, convertible design quickly transforms the bulk load capacity of standard Platform Truck to the functionality of a Heavy-Duty 2-Shelf Cart. Perfect solution for transporting a variety of materials in multiple user environments with one product.

- Quick conversion - Push-button release latch makes conversion from heavy-duty cart to platform truck effortless.
- Two product configurations in one:
  - 61 cm x 142 cm Heavy Duty Platform Truck, 450 kg overall capacity.
  - 61 cm x 91 cm Two Shelf Heavy Duty Cart, 340 kg overall capacity.
- Ergonomic handle design improves control and worker safety.
- Powder coated steel handle with latching hasp to prevent unintended removal.
- Repositionable storage caddy improves efficiency and productivity.
- Steel reinforced deck for enhanced durability.
- Moulded-in tie-down slots for load security.
- Textured deck top reduces load slippage.
- Deep cart top lip and perimeter deck channel retain small items.
- Two fixed, two swivel heavy-duty casters provide optimal control and manoeuvrability.
- Rubber - floor surface protection, quiet operation, shock absorption.
- Pneumatic - protects load over rough indoor and outdoor surfaces.



### U-BOAT CONFIGURATION

- U-boat configuration helps keep stacked or bulky goods in place; 450 kg capacity.



### BUILT-IN SAFETY FEATURES

- Unique slide-locking latches prevent unintended handle removal.

### RUGGED CONSTRUCTION

- Duramold's™ exclusive, precision-engineered resin and metal composite structure provides maximum load support.

Ref	Description	Material	Dimensions	Capacity	Colour	Pack
FG449600*	Convertible Platform Truck	Polyethylene	167.0 x 62.0 x 106.0 cm	350/450 kg	Black	1
FG449700*	Convertible Platform Truck with Pneumatic wheels	Polyethylene	167.0 x 62.0 x 114.0 cm	350/450 kg	Black	1

\*Non stock item



## Heavy-Duty Platform Trucks

Ideal for moving large, heavy loads – indoors and out.

- Ergonomic handle design improves control and worker safety.
- Steel reinforced deck for enhanced durability.
- Moulded-in tie-down slots for load security.
- Textured deck surface reduces load slippage.
- Perimeter deck channel retains small items.
- Powder-coated steel handle with retainer clips prevent unintended removal.
- Two fixed, two swivel casters for optimal control and manoeuvrability.
- Two locking casters compliant with the EN 1757-3.



FG440658

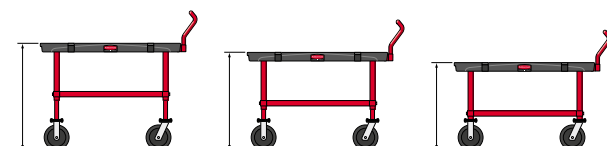


Ref	Description	Material	Dimensions	Capacity	Colour	Pack
FG440658	Heavy Duty Platform Truck	Polyethylene	102.0 x 61.0 x 101.0 cm	900 kg	Black	1
FG443658	Heavy Duty Platform Truck	Polyethylene	133.0 x 61.0 x 106.0 cm	900 kg	Black	1

## Work-Height Platform Truck

Unique, adjustable design places deck at comfortable, ergonomic height.

- Ergonomic handle design improves control and worker safety.
- Steel reinforced deck for enhanced durability.
- 900 kg weight capacity for heavy loads.
- Perimeter deck channel retains small items.
- Powder-coated steel handle with retainer clips prevent unintended removal.
- Two fixed, two swivel heavy-duty rubber casters for optimal control, manoeuvrability, and cushioned load.
- Two locking casters available separately.



Adjustable platform deck reduces the strain of bending and lifting. SKUs R050827 adjust from 70 to 90 cm high in 10 cm increments.



R050827

Ref	Description	Material	Dimensions	Capacity	Colour	Pack
R050827	Work-Height Platform Truck	Polyethylene	133.0 x 61.0 x 122.0 cm	900 kg	Black	1

## Side Panel Platform Truck

Ideal for transporting and retaining small packages and materials.

- Ergonomic handle design improves control and worker safety.
- Side panels easily remove to accommodate oversize loads.
- Versatile design allows for multiple configurations, 1 to 4 panels.
- End-panel retainer clips prevent unintended removal.
- Side panel cut-outs allow for ergonomic access of contents.
- Steel reinforced deck for enhanced durability.
- Moulded-in tie-down slots for load security.
- Textured deck surface reduces load slippage.
- Perimeter deck channel retains small items.
- Casters allow floor surface protection, quiet operation, shock absorption.



R050831

Ref	Description	Material	Dimensions	Capacity	Colour	Pack
R050831	Side Panel Platform Truck	Polyethylene	142.0 x 61.0 x 104.0 cm	900 kg	■	1

## 5th Wheel Wagon Truck

Ideal for moving heavy loads in manufacturing plants, warehouses, maintenance shops and outdoor environments.

- Fifth wheel steering ensures tight turning radius and easy manoeuvrability.
- Vinyl grip, powder coated "T" pull handle stays upright when not in use.
- T-end is removable for towing applications (tow package sold separately).
- Steel reinforced deck for enhanced durability.
- Moulded-in tie-down slots for load security.
- Textured deck surface reduces load slippage.
- Perimeter deck channel retains small items.
- Pneumatic - protects load over rough indoor and outdoor surfaces.



FG447700

Ref	Description	Material	Dimensions	Capacity	Colour	Pack
FG447700	5th wheel wagon (Pneumatic wheels)	Polyethylene	139.0 x 61.0 x 81.0 cm	900 kg	■	1

## Semi-Live Skids

Perfect for temporary storage of materials, parts and supplies.

- Tight turning radius allows easy manoeuvrability in confined areas.
- Ergonomic handle design improves control and worker safety.
- Heavy-duty tow plate engages / disengages jack handle.
- Steel reinforced deck for enhanced durability.
- 900 kg weight capacity for heavy loads.
- Moulded-in tie-down slots for load security.
- Textured deck surface reduces load slippage.
- Perimeter deck channel retains small items.
- Durable powder-coated steel handle.
- Conveniently stack to save space when not in use.
- Jack handle sold separately.



R050915

Ref	Description	Material	Dimensions	Capacity	Colour	Pack
R050915*	Semi-Live Skid	Polyethylene	122.0 x 64.0 x 20.0 cm	900 kg	■	1
R050914*	Jack Handle	Polyethylene	30.0 x 26.0 x 127.0 cm	900 kg	■	1

\*Non stock item

- Two options: Top shelf flat or lipped.



- Higher, more ergonomically-shaped handle.
- Easy reach storage area.
- Hammer/ cord hook.



- General purpose hook with tool slots.
- V-notch for tubing cutting.



- Wire-spool-ready leg design.
- Locking casters.



## Heavy-Duty Utility Carts Lipped shelves

Perfect for transporting materials, supplies and heavy loads.

- Ergonomic handle design improves control and worker safety.
- Easy-reach tool / accessory hooks and storage area enhances productivity and organisation.
- Customise-it fittings built in: add your own wire spools, rolls, etc
- Optimum service life: sturdy structural foam construction won't rust, dent, chip or splinter.
- Virtually maintenance free.
- 220 kg weight capacity for heavy loads.
- 12.7 cm non-marking, gray TPR casters, 2 fixed and 2 swivel, for easy and quiet manoeuvrability.
- Universal uprights makes assembly quick and easy.
- 2 locking casters compliant with the EN-1757-3.



FG450058



### STAY ORGANISED

Easy-reach tool/accessory hooks provide additional storage.  
(FG452058 and FG452558 have storage caddies only.)



### WORK MORE EFFICIENTLY

Built-in tool holster and caddy keep items  
at hand and in place during transport.



FG452058

Ref	Description	Material	Dimensions	Capacity	Colour	Pack
FG450058	Heavy-Duty cart lipped shelf S	Polypropylene	99.0 x 45.0 x 85.0 cm	226 kg	■	1
FG452058	Heavy-Duty cart lipped shelf M	Polypropylene	115.0 x 66.0 x 85.0 cm	226 kg	■	1
FG450558	Heavy-Duty cart flat shelf S	Polypropylene	96.0 x 49.0 x 85.0 cm	226 kg	■	1
FG452558	Heavy-Duty cart flat shelf M	Polypropylene	111.0 x 66.0 x 85.0 cm	226 kg	■	1



## Stanchion Platform Truck

Perfect for moving and storing long, bulky loads such as roll goods, pipe, carpet and linoleum.

- Heavy-duty steel corner posts provide easy loading and unloading.
- Corner posts retainer clips prevent unintended removal.
- Steel reinforced deck for enhanced durability.
- 1100 kg weight capacity for heavy loads.
- Moulded-in tie-down slots for load security.
- Textured deck surface reduces load slippage.
- Perimeter deck channel retains small items.
- Two fixed, two swivel heavy-duty polyolefin casters for optimal control, manoeuvrability, and long wear life over a variety of surfaces.



R050828



Ref	Description	Material	Dimensions	Capacity	Colour	Pack
R050828	Stanchion Platform Truck	Polyethylene	130.0 x 61.0 x 108.0 cm	1100kg	■	1

## Sheet & Panel Truck

Ideal for moving large, hard-to-handle items such as sheet goods, doors, lumber, tables and piping.

- Three removable powder-coated steel vertical frames provide support for hard-to-handle loads.
- Vertical frame retainer clips prevent unintended removal.
- Steel reinforced deck for enhanced durability.
- 900 kg weight capacity for heavy loads.
- Moulded-in tie-down slots for load security.
- Textured deck surface reduces load slippage.
- Perimeter deck channel retains small items.
- Two fixed, two swivel heavy-duty polyolefin casters for optimal control, manoeuvrability and long wear life over a variety of surfaces.



R050831



Ref	Description	Material	Dimensions	Capacity	Colour	Pack
R050831	Sheet & Panel Truck	Polyethylene	130.0 x 61.0 x 114.0 cm	900 kg	■	1

## A-Frame Panel Truck

Ideal for safely moving large, bulky sheet goods.

- Durable powder-coated high-side inclined frame and side rail holds load firmly in place during transit.
- Inclined frame and side rail retainer clips prevent unintended removal.
- Large surface load area improves productivity.
- 61 cm W deck holds up to 30.5 cm depth of materials.
- Steel reinforced deck for enhanced durability.
- 900 kg weight capacity for heavy loads.
- Moulded-in tie-down slots for load security.
- Textured deck surface reduces load slippage.
- Perimeter deck channel retains small items.
- Two fixed, two swivel heavy-duty polyolefin casters for optimal control, manoeuvrability and long wear life over a variety of surfaces.



R050829



Ref	Description	Material	Dimensions	Capacity	Colour	Pack
R050829	A-Frame Panel Truck	Polyethylene	130.0 x 61.0 x 114.0 cm	900 kg	■	1



## Convertible Utility Cart

Converts from a utility cart to a platform truck in just seconds.

- Innovative, patent-pending design.
- Multi-functional productivity with improved worker well-being - saving you time and money.



### RECESSED TOP

Helps retain items on shelf during transport.

### NARROW PROFILE

Easily navigate through doorways and hallways.

### ERGONOMIC HANDLE

Designed for comfort.



### PUSH BUTTONS

Depress buttons to easily convert from utility cart to platform truck.



### LOCKING CASTERS

Rear wheel locks keep cart safely in place while loading and unloading.



### FOOT PEDAL

Depress foot pedal to fold cart for storage.

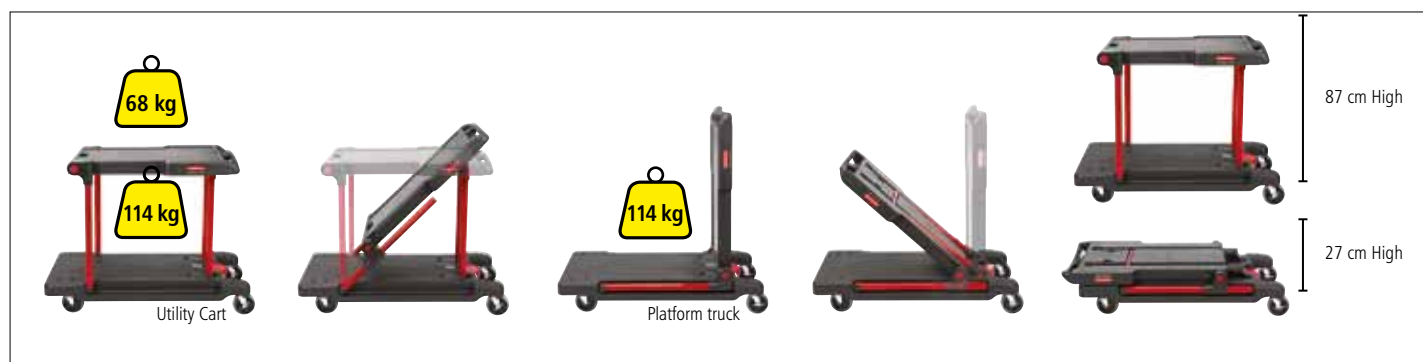


### CASTERS (2 FIXED, 2 SWIVEL)

Four 12.7 cm non-marking (two rear locking) casters help cart move easily, even through tight spaces.

### EXTENDED DECK

Makes loading the lower shelf easier.



Ref	Description	Material	Dimensions	Capacity	Colour	Pack
FG430000	Convertible Utility Cart	Polypropylene/Powder coated metal	115.0 x 60.5 x 87.4 cm (Utility) 115.0 x 60.5 x 111.3 cm (Platform) 124.0 x 60.5 x 27.7 cm (Storage)	Total Capacity 182 kg / 68 kg on top shelf and 114 kg on lower shelf		1

## TradeMaster® Mobile Cabinets & Work Centres

Easily transport tools and supplies where you need them.

- Features locking cabinet doors and 10 cm deep drawers for versatile tool and supply storage and organisation.
- Drawers feature commercial quality, ball bearing slides.
- Metal reinforced structural foam shelves engineered for durability.
- Arrives 90% assembled.



Moulded-in perimeter channel on top shelf.

Easy-Grip handle reduces wrist and back strain.

Central locking system for security.

Two non-marking 12.7 cm casters and two swivel casters with full-locking mechanism.

FG453388

Open-front top shelf allows easy access to work surface.

Cabinet doors swing 270° for easy access.

3-position adjustable centre shelf for customising storage cabinet.

Deep metal drawer box supports 18 kg.

Ref	Description	Material	Dimensions	Capacity	Colour	Pack
FG451288*	TradeMaster™ - 2 door mobile cabinet	Polypropylene	106.0 x 46.0 x 98.0 cm	226.8 kg		1
FG451388*	TradeMaster™ - 4 drawer cart	Polypropylene	103.0 x 47.0 x 84.0 cm	226.8 kg		1
FG453388*	TradeMaster™ - 4 drawer, 1 door mobile cabinet	Polypropylene	125.0 x 68.0 x 96.0 cm	340 kg		1

\*Non stock item

## Trade Cart

Moves productivity right to the work site – a total tool storage and mobile workbench system.

- Four compartmentalised boxes to store assorted parts and hardware.
- Optional cabinet kit creates fully enclosed, lockable storage compartment to help keep tools and materials secure.
- Two storage bins hold essential hand tools and supplies.
- Designed to move easily over hard surfaces, through lifts and doorways.
- Flat surface at ergonomic height provides convenient work area.
- 4 large non-marking casters (2 swivel, 2 locking).
- Compatible with FG335388 Refuse Bin and FG335488 Utility Bin (page 174).



Fully enclosed lockable storage compartment provides tamper resistant security.



FG618000

FG618000 + FG6180L7



4 compartment boxes store assorted parts and hardware.



Serves as a versatile mobile work-station.

Ref	Description	Material	Dimensions	Capacity	Colour	Pack
FG618000	Trade Cart	Polypropylene	96.5 x 48.9 x 84.8 cm	81.6 kg top shelf / 68 kg bottom shelf	Red	1
FG6180L7	Cabinet fits FG618000	Polypropylene			Red	1

## Ladder Cart

Ladder Cart provides greater mobility, enhanced access, safe ladder handling and minimal storage requirements.

- Ladder Management – Mid-cart ladder positioning creates stability, security, protects walls and doors from damage. Conveys up to a 1.8 m folding step ladder through standard 201 cm doorway.
- Manoeuvrability – Compact footprint decreases turning radius for easier transport of tools and materials.
- Security – Metal cabinet and lock provide security and safety.
- Capacity – Smarter use of vertical space increases capacity. Holds up to 226.8 kg.
- Organisation – Shallow shelves make it easier to locate parts. Long Item Storage – Cart can be configured to transport florescent tubes, ceiling tiles etc.
- Casters -12.7 cm non-marking casters with brakes allow cart lock-down for safety.
- 2 swivel casters with brakes and 2 rigid casters.



**TOOL HOLDER**

Keeps small tools handy.



**FASTENER CADDY**

Empty caddy can be flipped over to create a level work surface.



**LOCKING STRAP**

Secure ladders with a simple snap.



**CONDUIT/PIPE HOLDER**

Moulded handle holds pipe or conduit for clamping and trimming.



FG9T5800

Ref	Description	Material	Dimensions	Capacity	Colour	Pack
FG9T5800*	Ladder Cart w/ Cabinet	Polypropylene/Steel	80.0 x 69.0 x 106.0 cm	226.8 kg	Red	1

\*Non stock item

## Structural Foam Tilt Trucks

Designed for general refuse collection and medium materials handling.

- Mark-resistant casters for reduced touch-up cleaning.
- Easy-to-clean and virtually maintenance free.
- Unique "steering wheel" handle provides excellent manoeuvring capability and safe handling.
- Optional domed lid available.
- FG9T1300 and FG9T1400 compatible with FG335388 Refuse Bin, FG335488 Utility Bin (page 174) and FG295700 Soft Waste Basket.
- 2 swivel and 2 rigid casters.



FG9T1600



Ergonomic handle allows for safe continuous use.



Inset wheel position prevents damage to surroundings.



Constant force design and extra handle at the bottom allow for controlled dumping by one person.



Domed, hinged lids available separately

Ref	Description	Material	Dimensions	Capacity	Colour	Pack
FG9T1300	Tilt Truck 0.4m³ - Standard Duty	Polyethylene	145.7 x 68.3 x 86.0 cm	400 l / 205 kg	■	1
FG9T1400	Tilt Truck 0.4m³ - Heavy Duty	Polyethylene	145.7 x 68.3 x 86.0 cm	400 l / 385 kg	■	1
FG9T2200	Lid fits FG9T1300 and FG9T1400	Polyethylene	132.1 x 70.8 x 22.9 cm		■	1
FG101100	Tilt Truck 0.6m³ - Standard Duty	Polyethylene	163.8 x 76.8 x 96.5 cm	600 l / 272 kg	■	1
FG101300	Tilt Truck 0.6m³ - Heavy Duty	Polyethylene	163.8 x 76.8 x 96.5 cm	600 l / 453 kg	■	1
FG102800	Lid fits FG101100 and FG101300	Polyethylene	154.9 x 80.6 x 22.2 cm		■	1
FG9T1500	Tilt Truck 0.8m³ - Standard Duty	Polyethylene	179.7 x 85.1 x 107.3 cm	800 l / 570 kg	■	1
FG9T1600	Tilt Truck 0.8m³ - Heavy Duty	Polyethylene	179.7 x 85.1 x 107.3 cm	800 l / 955 kg	■	1
FG9T2300	Lid fits FG9T1500 and FG9T1600	Polyethylene	169.2 x 87.6 x 22.9 cm		■	1



## Cube Trucks

Efficient for commercial waste collection and material transport.

- Metal frame provides durable support.
- Domed, hinged lid conceals loads without reducing capacity.
- USDA Meat and Poultry Equipment Group Listed (white version only).
- Diamond wheel placement for manoeuvrability.
- Designed to fit through doorways.
- 2 swivel and rigid casters.



Spring platform version brings contents to a convenient working level for safer and less exhausting handling of material.

Ref	Description	Material	Dimensions	Capacity	Colour	Pack
FG460800	Cube Truck 0.2 m <sup>3</sup>	Polyethylene	96.5 x 66.0 x 71.4 cm	200 l / 136.1 kg	■ □	1
FG460900	Lid fits FG460800	Polyethylene	97.5 x 65.4 x 21.6 cm		■	1
FG461200	Cube Truck 0.3 m <sup>3</sup>	Polyethylene	108.6 x 71.1 x 83.8 cm	300 l / 181.4 kg	■ □	1
FG461300	Lid fits FG461200	Polyethylene	109.5 x 69.8 x 21.6 cm		■	1
FG461400	Cube Truck 0.4 m <sup>3</sup>	Polyethylene	112.1 x 78.7 x 82.6 cm	400 l / 226.8 kg	■ □ *	1
FG461600	Cube Truck 0.5 m <sup>3</sup>	Polyethylene	111.1 x 78.7 x 94 cm	500 l / 226.8 kg	■ □ *	1
FG461100	Spring Platform Cube Truck 0.4 m <sup>3</sup>	Polyethylene	112.1 x 78.7 x 82.6 cm	400 l / 226.8 kg	■	1
FG461500	Lid fits FG461400 / FG461600 / FG461100	Polyethylene	112.1 x 78.7 x 21.6 cm		■	1
FG461800	Spring Platform Cube Truck 0.6 m <sup>3</sup>	Polyethylene	121.9 x 86.7 x 92.7 cm	600 l / 272.2 kg	■	1
FG461900	Cube Truck 0.6 m <sup>3</sup>	Polyethylene	121.9 x 86.7 x 92.7 cm	600 l / 272.2 kg	■	1
FG461700*	Lid fits FG461800 / FG461900	Polyethylene	123.2 x 86.4 x 21.6 cm		■	1

\*Non stock item

## Triple™ Trolley

Three position handle ensures optimum handling whatever the load.

- Very robust construction, does not dent or rust.
- Wide, easy-to-load deck which is perfectly stable when transporting goods.
- With handle folded flat, the non-slip deck can be used as a dolly.
- Large non-marking casters give greater stability over all surfaces.
- Cut away sections in decks provide hand hold for easy carrying when handle is folded.
- Folds away for space efficient storage.
- 2 swivel and rigid casters.



FG440100



Three position handle ensures optimum handling whatever the load.



Upright position for pushing loads.



Angle position for pulling loads.



Handle folds flat for use as a dolly.

Ref	Description	Material	Dimensions	Capacity	Colour	Pack
FG440100	Triple™ Trolley	Polyethylene	82.6 x 52.1 cm	load 181.4 kg	■	1



## ActionPacker® Storage Containers

Organised tool storage and transportation for industry professionals.

- Durable, weather-resistant construction.
- Tough, lockable latches keep contents secure.
- Stackable containers are easily tied down with bungee cords.



FG117204



11910138



11920138

Ref	Description	Material	Dimensions	Capacity	Colour	Pack
FG117204	ActionPacker® Storage Container	Polyethylene	66.2 x 43.0 x 47 cm	90.8 l	Black	4
11910138	ActionPacker® Cargo Box	Polyethylene	87.6 x 41.6 x 47 cm	132.5 l	Black	1
11920138	ActionPacker® Cargo Box	Polyethylene	111.1 x 43.6 x 52.1 cm	181.6 l	Black	1

## BRUTE® Totes

The ultimate storage tote box.



- Made of commercial grade polyethylene to withstand heavy duty use.
- Easy grip handles for lifting and shifting.
- Drain holes in handle reduce risk of bacterial build up.
- Lid snaps tight, keeping contents secure.
- Reinforced ribbed base protects from drag damage.
- Containers stack securely for efficient use of space.



FG9S3000



FG9S3100



Ref	Description	Material	Dimensions	Capacity	Colour	Pack
FG9S3000	Brute® Tote	Polyethylene	70.7 x 44.1 x 27.1 cm	53 l	White/Black	6
FG9S3100	Brute® Tote	Polyethylene	70.7 x 44.1 x 38.4 cm	75.5 l	White/Black	6

## Rough Totes

Perfect for small storage and organisation.

- Soft container and clip fit lid.
- Stackable.
- Nestable.
- Available in two sizes 45 l and 57 l.
- Temperature range: -20°C to +50°C.



FG2215CPDIM



FG2212CPDIM



Ref	Description	Material	Dimensions	Capacity	Colour	Pack
FG2212CPDIM	Rough Tote Small	Polyethylene	30.0 x 60.0 x 40.0 cm	53 l	Blue	12
FG2215CPDIM	Rough Tote Medium	Polyethylene	40.0 x 60.0 x 40.0 cm	68 l	Blue	12

## Tool Boxes

- Commercial grade strength.
- Sturdy structural foam construction with metal latches.
- Will not rust, dent or peel.
- Removable trays provide added compartment storage.
- Metal latches can be padlocked for security (FG780200).



Ref	Description	Material	Dimensions	Colour	Pack
FG780200	Tool Box	Polyethylene	66.0 x 29.2 x 28.3 cm	■	2
FG780400	Tool Box	Polyethylene	91.4 x 47.3 x 51.3 cm	■	1

## Step Stools

### Foldable Step Stool.

- Easy to carry.
- Easy to store.
- Thermal resistance: 0°C to +50°C.

### Step Stool.

- Heavy-duty, glides easily on retractable rubber casters.



R034721




FG252300

Ref	Description	Material	Dimensions	Capacity	Colour	Pack
R034721	Foldable Stepstool	Polypropylene	48.6 x 17.2 x 63.0 (h) cm	150 kg	■	1
FG252300	Step Stool	ABS	ø 40.6 x 33.0 (h) cm	158.8 kg	■	1

## Closet Organiser

Helps increase productivity and efficiency through better tool storage and access.

- S-hooks hold 1.6 cm to 3.2 cm handle diameters.
- Deep double hooks afford easy accessibility.
- Clip holder for work notes and instructions.



FG199200



Ref	Description	Material	Dimensions	Colour	Pack
FG199200	Closet Organiser	Polypropylene	47.5 x 8.3 cm	■	6

## ProRx™ Industrial Skin Care System

NEW Rubbermaid ProRx™ Industrial Skin Care System is your skin health prescription for hard-working hands.

For more information, see the Skin care solutions chapter of this catalogue.



# How can you ensure the best service in your front of house areas and still use the best-looking equipment?

First impressions count. When a customer walks into your restaurant or hotel they make instant judgments about the presentation of the venue. Make sure you don't turn-off your customers – use Rubbermaid's range of professionally-styled, organised and easy-to-clean service carts.

Musculoskeletal disorders (MSDs) can be caused by repetitively moving overweight or awkward equipment. MSD can be avoided through the use of easily manoeuvrable, ergonomic and carefully designed high-capacity transportation equipment.

## Did You Know?

More than 600 million working days are lost due to work related ill health each year in Europe.

Rubbermaid's materials transportation equipment for office and hospitality environments are specifically designed to help you and your staff complete their daily tasks quickly and easily.

### The range includes the following features:

- New, upgraded designs to fit every environment.
- Swivel casters for easy manoeuvrability.
- Ergonomic handles to reduce physical strain for users.
- High load capacity to reduce transportation time.
- Greater durability and lower cost compared to stainless steel alternatives.
- Ultra-quiet mark-resistant casters and plastic construction help keep unwanted noise to a minimum.





### Executive Service Cart

The Executive Service Cart is an elegant and versatile solution for back- and front-of-house tasks. With 20% more top-shelf capacity, it is constructed from durable, recyclable polyethylene and it is easy to clean - keeping your business looking smart for years.


#### ERGONOMIC ROUNDED HANDLES

- Improves manoeuvrability and comfort.



#### WRAP-AROUND END PANELS

- Conceals cart contents.



#### SOLID ROUNDED BUMPER

- Gentle on walls and furniture.



FG9T6800



#### INCREASED CAPACITY

Accommodates two standard bus boxes on top shelf.



FG9T6800

Attractive styling Ideal for front-of-house use.

Ref	Description	Material	Dimensions	Capacity	Colour	Pack
FG9T6800	Executive Service Cart	Polypropylene	97 x 51 x 99 cm	135 kg	■ □	1

### Accessories

Ref	Description	Material	Dimensions	Capacity	Colour	Pack
FG335388	Refuse Bin	Polypropylene	30.5 x 43.2 x 55.9 cm	30.3 l	■	2
FG335488	Utility Bin	Polypropylene	30.8 x 43.2 x 26.7 cm	15.1 l	■	2
FG334900	Bus Utility Box	Polyethylene	50.8 x 38.1 x 12.7 cm	17.5 l	■ □	12



## X-tra™ Utility Carts

A range of high-quality carts, sized to carry the load and reduce return trips.



1814568 / FG409300 carts attractive styling, ideal for “front-of-house” use.

- Ergonomic, handy grips.
- Textured surface on all shelves resists scratches.
- Smooth surfaces and rounded internal corners are stylish and easy to clean.
- 135 kg total load capacity (maximum 45 kg per shelf).
- Large shelves, designed to hold 2 full-sized Gastronorm® Pans or Bus/Utility Boxes per shelf.
- Made of structural web construction for durability; resists chips, dents and rust.
- Quiet, mark-resistant swivel casters and plastic construction help eliminate added noise.
- Compatible with FG335388 Refuse Bin and FG335488 Utility Bin (page 174).
- 4 swivel casters. Also available with 4 shelves.
- Also available enclosed on three sides (FG409300).

FG409400: X-tra™ Carts with drawer and cabinet.

- Lockable doors secure contents.
- Slidable top drawer.
- Compatible with FG335388 Refuse Bin and FG335488 Utility Bin.



FG409400



FG409600



FG409300



1814567



**MADE OF  
RECYCLED  
MATERIAL**

1814566

Ref	Description	Material	Dimensions	Capacity	Colour	Pack
1814568	X-Tra™ Cart open	Polypropylene	103.2 x 50.8 x 96 cm	total capacity; 135 kg or per shelf 45 kg		1
1814566 / 1814567	X-Tra™ Cart open	Polypropylene	103.2 x 50.8 x 96 cm	total capacity; 135 kg or per shelf 45 kg		1
FG409300	X-Tra™ Cart closed 3 sides	Polypropylene	103.2 x 50.8 x 96 cm	total capacity; 135 kg or per shelf 45 kg		1
FG409400	X-Tra™ Cart incl. Drawer + cabinet	Polypropylene	103.2 x 50.8 x 96 cm	total capacity; 135 kg or per shelf 45 kg		1
FG409600	X-Tra™ Cart 4 shelves	Polypropylene	103.2 x 50.8 x 129.5 cm	total capacity; 135 kg		1
R050281	Set of 2 swivel casters with brakes	Rubber	10.2 cm			1

## Light-Duty Service / Utility Carts



**FG342488 has brushed aluminium uprights for stylish appearance.**

- Easy-to-clean, smooth surfaces.
- Compatible with FG335388 Refuse Bin and FG335488 Utility Bin.
- Quiet casters and plastic construction help to reduce noise.
- Ergonomic, easy grip handles.
- Large 10.2 cm non-marking casters.
- Available in 7 colours for use in any environment.
- 4 swivel casters.

### FG342100 Utility Cart

- Easy-to-clean smooth surfaces.
- Swivel casters (7.6 cm) for easy mobility.
- Ergonomic easy grip handles.
- Side panels conceal and contain cargo.
- Compatible with FG335388 Refuse Bin and FG335488 Utility Bin.
- 4 swivel casters.



FG342488



FG342488



FG342100



FG342488



FG342488



FG342488



FG342488

Ref	Description	Material	Dimensions	Capacity	Colour	Pack
FG342100	Utility Cart closed 2 sides	Polypropylene	85.4 x 47.3 x 93.0 cm	68 kg	■ * ■	1
FG342488	Utility Cart	Polypropylene	85.4 x 47.3 x 95.9 cm	90.7 kg	■ ■ ■ ■ ■ ■ ■	1
R050281	Set of 2 swivel casters with brakes Rubber		10.2 cm			

\*Non stock item

## Accessories

**A range of bins to customise the carts for specific usage.**

- Smooth surface easy-to-clean.
- Both bins fit the following carts: FG342100, FG342488, FG409100, FG409300, FG409400, FG409600, FG618000, FG9T6800, FG450058, FG452058, all Tilt Trucks and TradeMasters™.



FG335388



FG335488



Ref	Description	Material	Dimensions	Capacity	Colour	Pack
FG335388	Refuse Bin	Polypropylene	55.9 x 43.2 x 30.5 cm	30.3 l	■	2
FG335488	Utility Bin	Polypropylene	26.7 x 43.2 x 30.8 cm	15.1 l	■	2