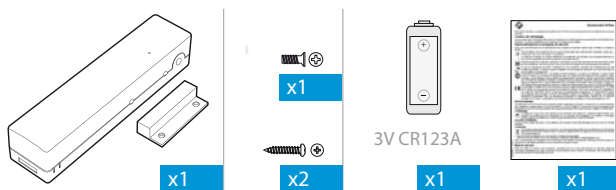


## Precautions for use



Only use the detector indoors.  
Do not allow children to touch the product.  
Do not expose the product to direct sunlight.  
Do not install the product in an environment subject to wide variations in temperature or high humidity.

## Packing

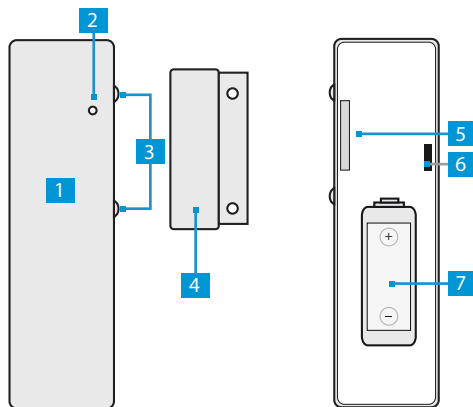


## 2 Setting into service



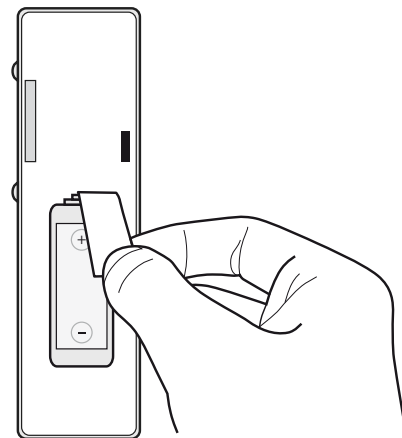
To pair your detector with your Box InTwo, log on to its control interface, and go to the accessory configuration section. Then follow the instructions.  
**Need help? Refer to your box InTwo user guide.**

## 1 Presentation



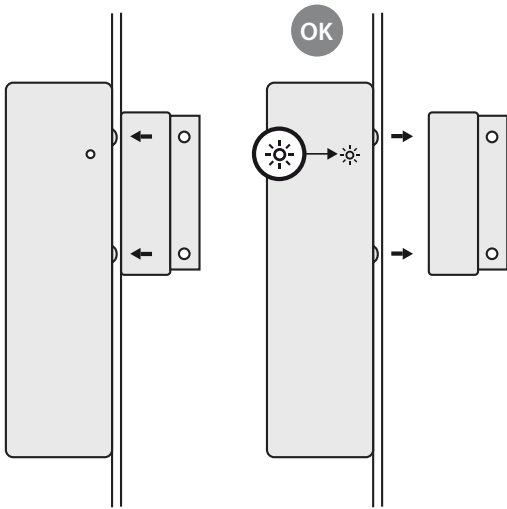
1. Opening detector
2. Operating LED
3. Magnet positioning marks
4. Magnet
5. Magnetic sensor
6. Anti-tamper device
7. Battery

## 3 Preparation



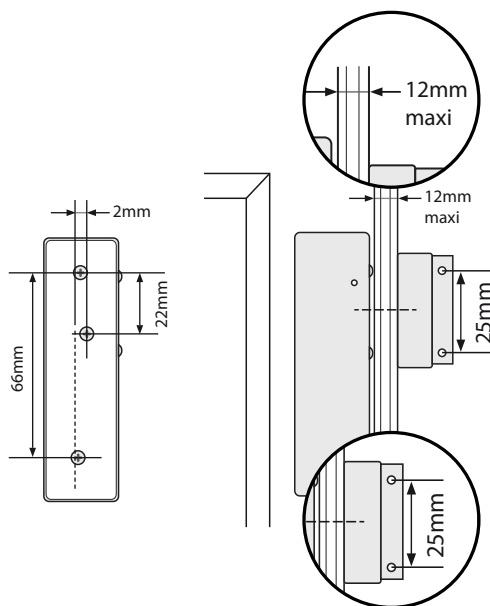
Once the Box InTwo is in "pairing" mode, open the detector and remove the battery protective tab.  
Then follow the guidance instructions described in your interface.

## 4 Functional test



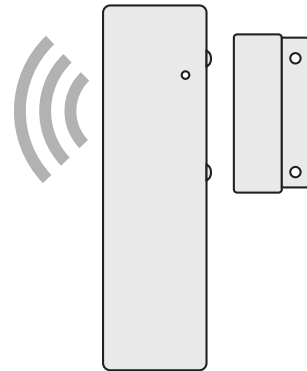
**NOTE** Before final installation, test the detector range as near the selected location as possible. The LED and the reception of an alert confirm that the installation is operating properly.

## 5 Installation



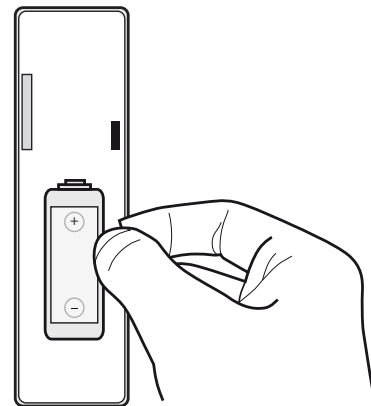
1. Attach the detector using the screws or double-sided adhesive tape provided.
2. Attach the magnet opposite the 2 positioning marks spaced up to 12 mm apart.
3. Once the product has been installed, make sure that the contact of the anti-tamper device is held depressed.

## 6 Use



When paired with the Box InTwo, the opening detector detects any intrusion and sends the information to the Box InTwo which triggers an alert or the scenario configured by the user.

## 7 Battery replacement



When the battery voltage is low, the detector emits a alert signal.

Select the box InTwo maintenance mode. Open the detector and then replace the battery making sure to connect it using the correct polarity. Once the battery has been replaced, exit Your Box InTwo from the maintenance mode.

## 8 Technical characteristics

- Wireless with a magnetic contact
- Radio Frequency: 868.3MHz
- Unobstructed range: 300m
- Operates with 1 CR123A lithium battery (included)
- For indoor use only ( $-10^{\circ} < T^{\circ} < +40^{\circ}C$ ).

## 9 Guarantee

### NOTE

**Terms and conditions only valid in metropolitan France and in French overseas regions/territories**  
**To make a guarantee claim, you have to contact your dealer or the Sagemcom Hotline on 0845 0900 316.**  
**You will be asked to provide proof of purchase.**

In the event of a malfunction, the distributor or the Sagemcom Hotline will advise you on the procedure to be followed.

## The required procedure is as follows:

1. The new equipment is guaranteed (parts and labour)<sup>1</sup> by Sagemcom Documents SAS, under the conditions and as indicated below, against all manufacturing defects for a period of 24 months from the equipment date of purchase, based on the proof of purchase provided (for new accessories (cords, remote control, etc.): 6 months from the date of purchase). We therefore advise you to keep your invoice or sales receipt very carefully as proof of your date of purchase.
2. Equipment that has been repaired during the guarantee period stated above is guaranteed (parts and labour) by Sagemcom Documents SAS until the later of these two dates: expiry of the guarantee period referred to above or three (3) months from the work carried out by Sagemcom Documents SAS. This guarantee is subject to the equipment having been used under the normal conditions for which it was intended.
3. During this 24-month guarantee period, defective equipment will be repaired free of charge. The customer must, however, return the defective equipment in proper packaging together with all original accessories (equipment damaged during transit is not covered under the guarantee) at their own expense (transport + insurance), to one of our Authorized Repair Centers the address of which can be obtained by calling our Call Center on 0845 0900 316.

Under this guarantee, your equipment will be repaired or replaced (at the sole discretion of Sagemcom Documents SAS) and sent back to your address in France, free of charge.

No equipment will be loaned during the repair period.

Before sending your equipment to the Approved Repair Center, remember to:

- include all your contact details (name, address and phone number) with the equipment,
- make sure that all the accessories are included with the equipment, if possible in the original packaging,
- also attach a copy of the proof of purchase of your equipment or the guarantee card duly made out and dated, at the time of purchase, by your dealer.

Whatever the case, the equipment is covered by the legal guarantee against the consequences of hidden defects or faults in accordance with articles 1641 and subsequent of the Civil Code. The legal rights afforded to consumers under mandatory statutory provisions remain in force and are in no way affected by this guarantee.

## The guarantee excludes:

1. Failures or malfunctions due to:
  - Installation and operating instructions not being followed, or
  - A cause outside the equipment (shock, lightning, fire, vandalism, malicious intent, water damage of any type, contact with liquids or harmful substances, inappropriate voltage, etc.), or

- 
1. The above provisions are only applicable in France. If any of these provisions or any part thereof are contrary to an essential rule of law benefiting consumers under French law, such a provision shall not apply to them, notwithstanding all the other provisions which shall remain valid.

- Equipment modifications carried out without the written agreement of Sagemcom Documents SAS, or
  - Inadequate routine servicing, supervision or care, as described in the publications supplied with the equipment, or
  - Inappropriate equipment storage or environmental conditions (in particular as regards temperature and relative humidity, the effects of voltage variations, interference from the power grid or ground), or
  - Repair, corrective action (opening or attempts to open the equipment) or maintenance carried out by individuals not approved by Sagemcom Documents SAS.
2. Damage resulting from inadequate or incorrect packaging/packing of the equipment sent back to the Approved Repair Center.
  3. Normal wear and tear of accessories.
  4. Supplying of new software versions.
  5. Routine operating work: delivery, installation or replacement of accessories, etc.
  6. Work carried out on equipment or software modified or added without the consent of Sagemcom Documents SAS.
  7. Problems caused by the use of the products or accessories not compatible with the equipment.
  8. Equipment returned to the Approved Repair Center without prior approval from the Call Center.

In the event of a guarantee disclaimer as above or if the guarantee period of 24 months (3 months for accessories) has expired, equipment repair costs and carriage costs (outward and return) will be subject to a quotation drawn up by Sagemcom Documents SAS and will be payable before any equipment is returned to the Approved Repair Center.

## **WARNING**

1. Any faulty parts replaced become the property of Sagemcom Documents SAS.
2. Subject to mandatory legal provisions, Sagemcom Documents SAS provides no other guarantee, whether express or implied, than as expressly provided for above. In particular, Sagemcom Documents SAS does not guarantee the quality or performance of the equipment for any particular purpose whatsoever. Sagemcom Documents SAS's liability, whatever the cause, is limited to the price paid by the Customer for the equipment. Sagemcom Documents SAS shall under no circumstances accept any liability for moral damage and/or consequential loss and/or indirect damage or loss (including loss of orders, loss of profits, loss of data, loss of profit, damage to corporate image, service interruption or any other financial or commercial prejudice, whether under the guarantee or otherwise).